

TOWN OF HARRISON
VILLAGE OF HARRISON

2015

ADOPTED BUDGET

SUPERVISOR/MAYOR

Ronald Belmont

COMPTROLLER/TREASURER

Maureen MacKenzie

COUNCIL MEMBERS/TRUSTEES

Joseph Cannella

Fred W. Sciliano

Marlane Amelio

Stephen Malfitano

Budget Comparison

BUDGET LINE	2012 \$ 54,832,424.00 Adopted	2013 \$ 55,919,315.00 Adopted	2014 \$ 56,996,074.00 Adopted	2015 \$58,059,661 Adopted	Difference 14 to 2015	Percentage 2014 Budget To Budget Lines
NYS RETIREMENT	\$ 4,191,500.00	\$ 4,191,500.00	\$ 4,398,816.00	\$4,198,264	\$ (200,552.00)	7.23%
MAJOR MEDICAL	\$ 9,819,843.00	\$ 9,977,012.00	\$ 10,153,096.00	\$10,181,000	\$ 27,904.00	17.54%
BUY OUTS MEDICAL	\$ 83,102.00	\$ 102,345.00	\$ 88,340.00	\$86,934	\$ (1,406.00)	0.15%
SALARIES	\$ 18,983,865.00	\$ 18,885,668.00	\$ 19,614,645.00	\$19,988,207	\$ 373,562.00	34.43%
PART TIME SALARIES	\$ 868,366.00	\$ 917,042.00	\$ 973,240.00	\$1,042,936	\$ 69,696.00	1.80%
OVER TIME SALARIES	\$ 918,100.00	\$ 984,100.00	\$ 1,012,100.00	\$1,187,900	\$ 175,800.00	2.05%
TRAINING COMP TIME HOURS (Police)	\$ 174,872.00	\$ 178,755.00	\$ 182,792.00	\$194,544	\$ 11,752.00	0.34%
POLICE OVER TIME SPEC.DETAIL	\$ 175,000.00	\$ 175,000.00	\$ 175,000.00	\$175,000	\$ -	0.30%
SCHOOL CROSSING GUARDS	\$ 213,074.00	\$ 213,074.00	\$ 213,074.00	\$213,074	\$ -	0.37%
SALARY POLICE HOLIDAY BUYOUT	\$ 329,458.00	\$ 333,674.00	\$ 341,211.00	\$363,128	\$ 21,917.00	0.63%
POLICE OPTICAL REIMBURSEMENT	\$ 11,700.00	\$ 15,800.00	\$ 20,400.00	\$19,200	\$ (1,200.00)	0.03%
SALARY OUT OF TITLE	\$ 93,000.00	\$ 96,000.00	\$ 87,000.00	\$85,300	\$ (1,700.00)	0.15%
SOCIAL & MEDICARE	\$ 1,684,296.00	\$ 1,710,570.00	\$ 1,737,912.00	\$1,802,596	\$ 64,684.02	3.10%
DEBT SERVICE	\$ 5,671,271.00	\$ 6,024,512.00	\$ 5,936,195.00	\$5,954,654	\$ 18,459.00	10.26%
BAN PRINCIPAL AND INTEREST	\$ 204,947.00	\$ -	\$ -	\$0	\$ -	0.00%
UTILITIES	\$ 179,645.00	\$ 168,967.00	\$ 174,000.00	\$209,000	\$ 35,000.00	0.36%
PASNY/GAS/ELECTRIC	\$ 638,000.00	\$ 630,000.00	\$ 702,500.00	\$740,000	\$ 37,500.00	1.27%
VOLUNTEER AMBULANCE	\$ 500,000.00	\$ 500,000.00	\$ 550,000.00	\$550,000	\$ -	0.95%
PURCHASE FREE LIBRARY	\$ 211,277.00	\$ 215,100.00	\$ 218,350.00	\$221,756	\$ 3,406.00	0.38%
INSURANCE PREMIUMS	\$ 397,540.00	\$ 397,540.00	\$ 481,740.00	\$517,200	\$ 35,460.00	0.89%
WORKERS COMPENSATION	\$ 1,510,000.00	\$ 1,989,000.00	\$ 2,223,876.00	\$1,960,000	\$ (263,876.00)	3.38%
PRINTING AND STATIONARY	\$ 25,020.00	\$ 23,600.00	\$ 21,600.00	\$24,850	\$ 3,250.00	0.04%
GASOLINE/DIESEL FUELS	\$ 538,038.00	\$ 594,164.00	\$ 605,538.00	\$635,736	\$ 30,198.00	1.09%
DUMPING/REFUSE	\$ 330,000.00	\$ 330,000.00	\$ 330,000.00	\$330,000	\$ -	0.57%
DENTAL PLAN	\$ 270,770.00	\$ 264,604.00	\$ 267,836.00	\$271,836	\$ 4,000.00	0.47%
VISION PLAN/CSEA EXTRA	\$ 63,077.00	\$ 68,257.00	\$ 70,400.00	\$69,900	\$ (500.00)	0.12%
UNIFORM/TOOL ALLOWANCE	\$ 156,050.00	\$ 156,350.00	\$ 162,350.00	\$163,250	\$ 900.00	0.28%
WELFARE BENEFITS	\$ 86,600.00	\$ 83,600.00	\$ 81,600.00	\$81,600	\$ -	0.14%
MEDICARE REIMBURSEMENTS	\$ 289,196.00	\$ 307,000.00	\$ 336,000.00	\$353,000	\$ 17,000.00	0.61%
LIFE INSURANCE	\$ 20,480.00	\$ 20,480.00	\$ 23,080.00	\$24,200	\$ 1,120.00	0.04%
DISABILITY	\$ 18,753.00	\$ 18,753.00	\$ 18,953.00	\$18,953	\$ -	0.03%
UNEMPLOYMENT INSURANCE	\$ 98,400.00	\$ 73,400.00	\$ 58,400.00	\$64,000	\$ 5,600.00	0.11%
LONGEVITY	\$ 419,482.00	\$ 429,894.00	\$ 467,197.00	\$447,621	\$ (19,576.00)	0.77%
SICK INCENTIVE	\$ 78,657.00	\$ 81,877.00	\$ 86,046.00	\$107,131	\$ 21,085.00	0.18%
WATER UTILITY	\$ 39,000.00	\$ 39,000.00	\$ 41,000.00	\$41,000	\$ -	0.07%
JUDGEMENTS & CLAIMS	\$ 450,000.00	\$ 425,000.00	\$ 300,000.00	\$465,639	\$ 165,639.00	0.80%
CONTINGENCY	\$ 475,100.00	\$ 642,614.00	\$ 238,532.00	\$280,000	\$ 41,468.00	0.48%

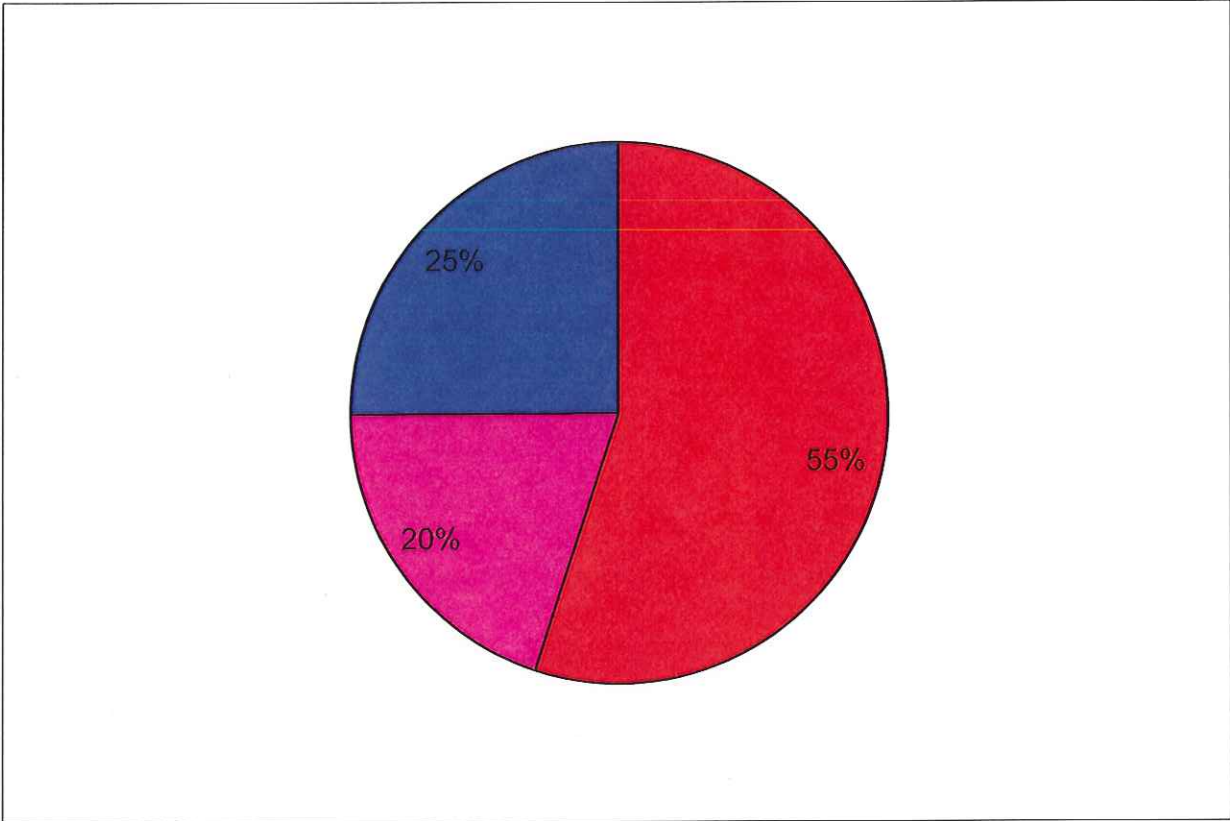
LEGAL LINES FOR OUTSIDE ATTORNEYS AND SETTLEMENTS	\$	640,000.00	\$	640,000.00	\$	580,000.00	\$580,000	\$	-	1.00%
SPECIAL SERVICES	\$	632,400.00	\$	672,824.00	\$	593,510.00	\$739,110	\$	145,600.00	1.27%
COUNCIL FOR ARTS	\$	5,500.00	\$	5,500.00	\$	5,500.00	\$5,500	\$	-	0.01%
YOUTH COUNCIL	\$	57,000.00	\$	57,000.00	\$	57,000.00	\$57,000	\$	-	0.10%
CHILDREN'S CENTER	\$	20,000.00	\$	20,000.00	\$	20,000.00	\$20,000	\$	-	0.03%
ORGANIC WASTE WEST COUNTY (Nike Clean Up)	\$	150,000.00	\$	150,000.00	\$	161,150.00	\$161,150	\$	-	0.28%
POSTAGE	\$	46,750.00	\$	46,850.00	\$	46,850.00	\$46,850	\$	-	0.08%
SALT	\$	350,000.00	\$	300,000.00	\$	300,000.00	\$381,000	\$	81,000.00	0.66%
EQUIP. MTCE. & REPAIR	\$	577,530.00	\$	598,726.00	\$	635,244.00	\$656,830	\$	21,586.00	1.13%
BUILDING MTCE AND SUPPLIES	\$	130,255.00	\$	127,335.00	\$	142,333.00	\$156,133	\$	13,800.00	0.27%
OTHER EQUIPMENT	\$	68,000.00	\$	66,214.00	\$	62,100.00	\$67,250	\$	5,150.00	0.12%
MATERIAL AND SUPPLIES	\$	243,000.00	\$	265,354.00	\$	253,029.00	\$289,062	\$	36,033.00	0.50%
RENTAL/CONTAINERSSTREETS	\$	83,600.00	\$	93,600.00	\$	89,740.00	\$104,100	\$	14,360.00	0.18%
AUDIT	\$	56,500.00	\$	56,500.00	\$	58,100.00	\$59,900	\$	1,800.00	0.10%
TELEPHONE	\$	179,786.00	\$	202,572.00	\$	193,826.00	\$193,176	\$	(650.00)	0.33%
	\$	53,457,800.00	\$	54,566,727.00	\$	55,591,201.00	\$56,586,470	\$	995,269.02	
All other line items in Budget	\$	1,374,624.35	\$	1,352,587.00	\$	1,404,872.91	\$1,473,189.09	\$	\$120,602.09	2.54%
Budget	\$	54,832,424.35	\$	55,919,315.00	\$	56,996,074.00	\$58,059,661	\$	1,063,587.11	100.00%

Salaries/Benefits	74.23%
Utilities	2.04%
All other budget lines	23.73%
	100.00%

	2014	2015	Difference 2014 to 2015
SOFTWARE MTC.	\$ 227,456.00	\$ 258,131.00	\$ 30,675.00
COMP TIME PAYOUT	\$ 8,373.00	\$ 5,303.00	\$ (3,070.00)
DEFICIT REDUCTION	\$ -	\$ -	\$ -
REAL PROPERTY TAXES	\$ 215,750.00	\$ 215,750.00	\$ -
OFFICE SUPPLIES	\$ 76,120.00	\$ 77,525.00	\$ 1,405.00
STORM MGMT.PLAN	\$ -	\$ -	\$ -
MASTER PLAN UPDATE	\$ -	\$ -	\$ -
SAL.LEAF PICKUP	\$ 80,000.00	\$ 80,000.00	\$ -
MTA PAYROLL TAX	\$ 78,910.91	\$ 81,226.09	\$ 2,315.18
SENIOR LUNCH PROG.	\$ 46,500.00	\$ 46,500.00	\$ -
APPRAISALS	\$ -	\$ -	\$ -
BOOKS&PUB./PERIODL	\$ 39,530.00	\$ 41,720.00	\$ 2,190.00
JOINT REC.PROGRAM	\$ 23,800.00	\$ 23,800.00	\$ -
MOVING & TRANSPORT.	\$ 50,000.00	\$ 50,000.00	\$ -
EXTERMINATING	\$ 29,008.00	\$ 29,008.00	\$ -
TANK INSP.PLAN REV.	\$ 750.00	\$ 750.00	\$ -
LEGAL NOTICES	\$ 15,700.00	\$ 15,800.00	\$ 100.00
GENERAL CODE	\$ 6,000.00	\$ 6,000.00	\$ -
DRY CLEAN UNIFORMS	\$ 25,000.00	\$ 25,000.00	\$ -
TRAVEL&CONFERENCE	\$ 18,770.00	\$ 19,100.00	\$ 330.00
MEMBERSHIP DUES	\$ 15,630.00	\$ 14,163.00	\$ (1,467.00)
SCHOOLING	\$ 39,440.00	\$ 41,840.00	\$ 2,400.00
SENIOR TAXI PROGRAM	\$ 4,000.00	\$ 5,000.00	\$ 1,000.00
MIS.SUPPLIES	\$ 2,000.00	\$ 2,000.00	\$ -
K-9 SERVICES	\$ 20,000.00	\$ 20,000.00	\$ -
REFURBISH COURTS	\$ 5,000.00	\$ 5,000.00	\$ -
CARE OF GROUNDS	\$ 25,000.00	\$ 25,000.00	\$ -
LIBRARY/BOOKS,ETC	\$ 93,000.00	\$ 100,000.00	\$ 7,000.00
LIBRARY/AUDIO VIS	\$ 21,750.00	\$ 25,000.00	\$ 3,250.00
WEST.LIBR.SYSTEM	\$ 71,234.00	\$ 72,484.00	\$ 1,250.00
RECYLING BOXES	\$ 5,000.00	\$ 5,000.00	\$ -
MEALS;JURORS/PRISONERS	\$ 400.00	\$ 400.00	\$ -
OFFICE EQUIP	\$ 7,756.00	\$ 3,100.00	\$ (4,656.00)
FURNTI.&FURNISHINGS	\$ 7,250.00	\$ 6,950.00	\$ (300.00)
RADIO/ALARM MTCE.	\$ 8,000.00	\$ 8,000.00	\$ -
CABLE	\$ 3,345.00	\$ 3,625.00	\$ 280.00
AUTO BODY WORK	\$ 5,000.00	\$ 5,000.00	\$ -
SCHOOL RES.OFF	\$ 5,220.00	\$ 5,220.00	\$ -
MEAL ALLOWANCE	\$ 9,000.00	\$ 9,500.00	\$ 500.00
MAPPING PROGRAM	\$ 2,500.00	\$ 2,500.00	\$ -
SAFETY EQUIPMENT	\$ 5,000.00	\$ 5,000.00	\$ -
CENTRAL SUPPLIES	\$ 3,430.00	\$ 3,430.00	\$ -
COMPUTER Exp/SER/TRAINING	\$ 16,000.00	\$ 16,114.00	\$ 114.00
AWARDS AND PLAQUES	\$ 950.00	\$ 950.00	\$ -
ETPA-TENANT PROTECTION	\$ 3,100.00	\$ 3,100.00	\$ -
STREET SIGNS	\$ 3,000.00	\$ 3,000.00	\$ -
BONDS AND NOTES ISSUED	\$ 6,200.00	\$ 6,200.00	\$ -
CHLORINE/POOL SUPPLIES MTCE	\$ 75,000.00	\$ 75,000.00	\$ -
SPECIAL CONSULTANT IN LIBRARY	\$ -	\$ 25,000.00	\$ 25,000.00
EQUIPMENT FIXED ASSETS	\$ -	\$ -	\$ -
ALL OTHER ITEMS	\$ 1,404,872.91	\$ 1,473,189.09	\$ 68,316.18

TOWN / VILLAGE OF HARRISON
TAX RATE BY ENTITY

SCHOOL TAX RATE	\$732.583659
COUNTY TAX RATE	\$264.516921
TOWN/VILLAGE TAX RATE	\$333.082727
TOTAL	\$1,330.183307



**2015 BUDGET
TOWN OF HARRISON
VILLAGE OF HARRISON**

TABLE OF CONTENTS

SCHEDULES

Schedule of Salaries of Town Officers	C
Summary of Town & Village Budgets	D1-2
Real Property Assessed Valuations	E
Appropriation Comparison by Department	F1-3
Comparision of Appropriations & Revenues	G1-2
Comparative Tax Levy for Town & Village	H
Comparative Tax Levy for Districts	I
Estimated Revenues	J1-5
Salary Schedule	K1-13
Statement of Indebtedness	L1-6

TOWN FUND

Town Board	1
Town Justice	1
Supervisor	2
Comptroller	3
Audit & Accounting	3
Receiver of Taxes	4
Purchasing	5
Assessor	6
Town Clerk	7
Archive	7
Law	8
Engineering	9
Board of Elections	10
Public Works Administration	11
Central Services	12
General Town Buildings	13-14
Central Garage	15
Central Data Processing	16
Special Items	17
Law Enforcement	18-19
Youth Forum	19
Traffic	20
Fire Inspection	21
Safety from Animals	21

**2015 BUDGET
TOWN OF HARRISON
VILLAGE OF HARRISON**

TABLE OF CONTENTS

TOWN FUND (Cont'd)

Safety Inspection (Bldg. Dept.)	22
Volunteer Ambulance Corp. (Town Supported Community Organization)	23
Purchase Free Library (Town Supported Community Organization)	23
Council for the Arts (Town Supported Community Organization)	23
Youth Council (Town Supported Community Organization)	23
Harrison Children's Center (Town Supported Community Organization)	23
Street Lighting	23
Publicity	24
Community Services	24
Recreation	25
Parks & Playgrounds	26
Historian	27
Celebrations	27
Board of Zoning Appeals	28
Planning Board	28
Shade Trees/Cable TV Research	29
Employee Benefits	30
Total Town Fund 1	30

LIBRARY-TOWN FUND 2

Public Library	31
----------------	----

HIGHWAY-TOWN FUND 3

Highway - Roads, Bridges, Machinery & Snow, Misc.	32-34
Total Town Funds 1,2,&3	34

VILLAGE FUND 5

Mayor	35
Audit & Accounting	35
Law	36
Special Items	36
Celebration	36
Sanitation	37
Employee Benefits	38
Transfer to Other Funds	38
Total Town & Village Funds	39

**2015 BUDGET
TOWN OF HARRISON
VILLAGE OF HARRISON**

TABLE OF CONTENTS

DEBT SERVICE FUND

Debt Service	40
--------------	----

FIRE/WATER DISTRICTS

Fire Protection District#1/Revenues	41-42
Fire Protection District#2/Revenues	43-44
Water Supply District#2/Revenues	45

SEWER DISTRICT

Sewer Maintenance District/Revenues	46-47
-------------------------------------	-------

SPECIAL DISTRICTS

Fire District #3 & 5	48
----------------------	----

SEWER DISTRICTS

Sewer District #1	49
-------------------	----

SPECIAL ASSESSMENTS

Plymouth Road Sewer	50
Pleasant Ridge Road Sewers	50
Old Well Road Sewer	50
Old Lyme Road Sewer	50
Meadow Lane Drainage Area	51
Woods End Sewer District	51
Century Trail Sewer Extention	51
Pilgrim Road Drainage District	51

SCHEDULE OF SALARIES OF TOWN / VILLAGE OFFICERS

The proposed annual salaries for the year of 2015 as required by Town Law Section 108, and Village Law, Section 5-508, and published as follows:

OFFICERS:	Town Salary	Village Salary
Supervisor & Mayor	\$155,376	\$0
Deputy Supervisor & Mayor	\$21,834	\$0
Three Councilpersons & Trustees (each)	\$16,834	\$0
Town Clerk & Village Clerk	\$99,069	\$0
Receiver of Taxes	\$99,069	\$0
Two Town/Village Justice (each)	\$62,072	\$0

SUMMARY OF TOWN & VILLAGE BUDGETS

FUND	Appropriation	Less Estimated Revenues	Less Unexpended Balance	Amount to Be Raised By Tax
Town General Funds	\$37,428,871	\$10,726,769	\$0	\$26,702,102
Highway Funds	\$5,556,298	\$207,400	\$0	\$5,348,898
Library	\$2,415,664	\$24,500	\$0	\$2,391,164
TOTAL TOWN FUNDS	\$45,400,833	\$10,958,669	\$0	\$34,442,164
Village General Funds	\$12,658,828	\$2,786,075	\$0	\$9,872,753
TOTAL TOWN/VILLAGE FUND	\$58,059,661	\$13,744,744	\$0	\$44,314,917
 SPECIAL DISTRICTS & ASSESSMENTS				
SS1 Sewer District #1	\$0	\$0	\$0	\$0
SS9 Sewer Maint. District	\$701,170	\$600	\$55,000	\$645,570
SF1 Water Dist.#1F.P.	\$901,266	\$35,400	\$0	\$865,866
SF2 Water Dist.#2F.P.	\$4,109,270	\$56,736	\$0	\$4,052,534
SF3 Water Dist.#3F.P.	\$32,273	\$0	\$0	\$32,273
SF5 Water Dist.#5F.P.	\$34,500	\$0	\$0	\$34,500

SUMMARY OF TOWN & VILLAGE BUDGETS

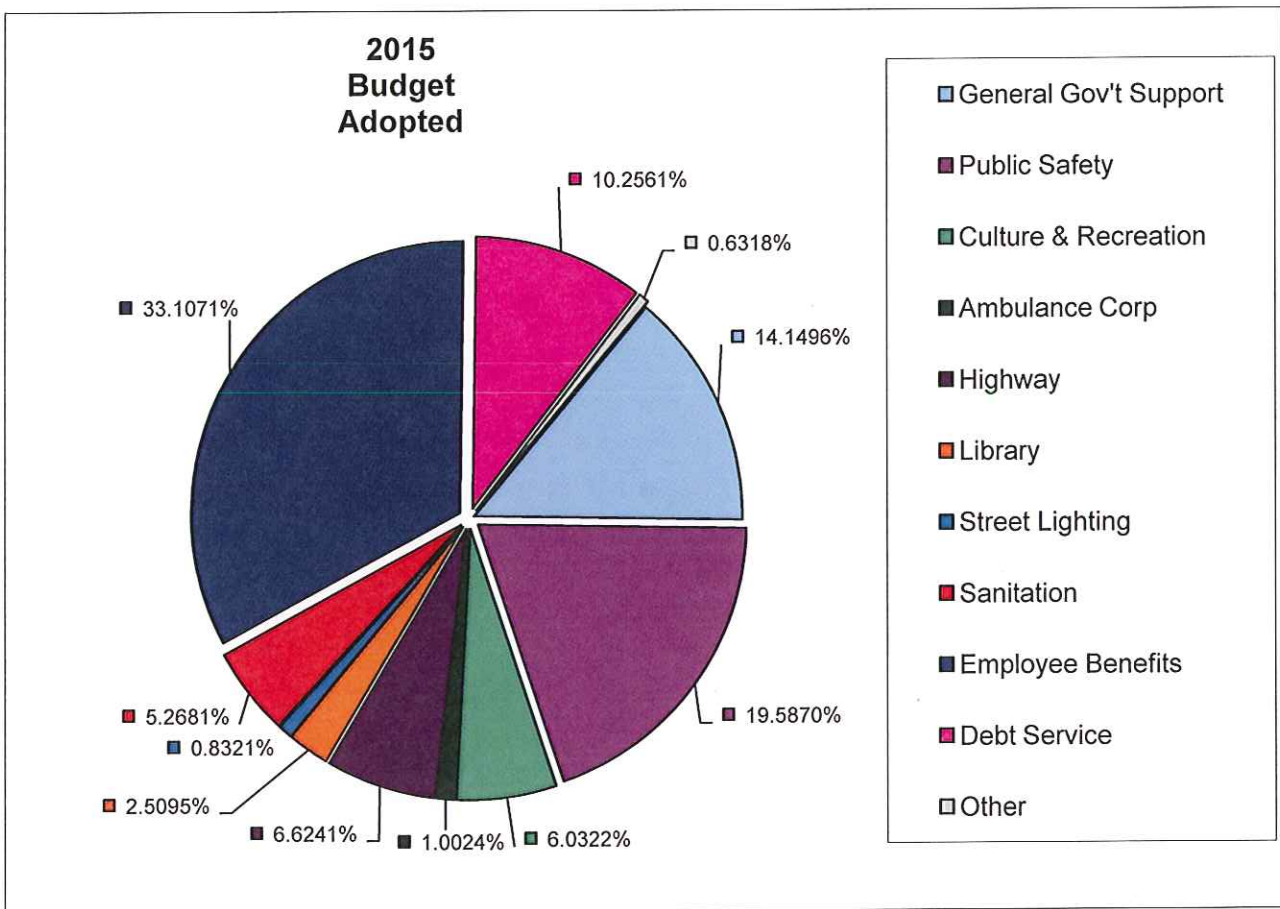
FUND	Appropriation	Less Estimated Revenues	Less Unexpended Balance	Amount to Be Raised By Tax
Plymouth Road Sewer	\$2,887	\$0	\$0	\$2,887
Pleasant Ridge Sewer	\$2,741	\$0	\$0	\$2,741
Pleasant Ridge Sewer 2	\$4,015	\$0	\$0	\$4,015
Pleasant Ridge Sewer 5	\$4,964	\$0	\$0	\$4,964
Old Well Road Sewer	\$28,151	\$0	\$0	\$28,151
Old Lyme Road Sewer	\$0	\$0	\$0	\$0
Meadow Lane Drainage area	\$31,315	\$0	\$0	\$31,315
Woods End Sewer District	\$15,071	\$0	\$0	\$15,071
Century Trail Sewer Extention	\$6,788	\$0	\$0	\$6,788
Pilgrim Road Drainage District	\$6,136	\$0	\$0	\$6,136
Total	\$5,880,547	\$92,736	\$55,000	\$5,732,811
TOTAL ALL FUNDS	\$63,940,208	\$13,837,480	\$55,000	\$50,047,728

ADDITIONAL TAX COLLECTIONS FOR:

F2 Westchester Joint Water Arrears	\$160,494
SF4 Fire District #4 (Purchase)	\$1,210,000
GS001 Garbage Arrears	\$42,600
GS002 Garbage Arrears Penalty	\$9,750
TOTAL TAX LEVY & COLLECTIONS	\$51,470,572

2015 Adopted Budget

General Gov't Support	\$8,215,233	14.1496%
Public Safety	\$11,372,156	19.5870%
Culture & Recreation	\$3,502,248	6.0322%
Ambulance Corp	\$582,000	1.0024%
Highway	\$3,845,923	6.6241%
Library	\$1,456,983	2.5095%
Street Lighting	\$483,096	0.8321%
Sanitation	\$3,058,635	5.2681%
Employee Benefits	\$19,221,891	33.1071%
Debt Service	\$5,954,654	10.2561%
Other	\$366,842	0.6318%
Total	\$58,059,661	100%



REAL PROPERTY ASSESSED VALUATIONS

	2013	2014	Incr.(Decr.)
Gen'l Town/Village	\$136,239,708	\$133,831,677	(\$2,408,031)
Special Districts & Assessments			
Sewer District #1	\$0	\$0	\$0
Sewer Maintenance	\$18,161,210	\$18,288,860	\$127,650
Meadow Lane Drainage Area	\$411,210	\$404,910	(\$6,300)
Pilgrim Road Drainage District	\$649,670	\$620,970	(\$28,700)
Fire and Fire Protection Districts			
Water District #1	\$25,670,934	\$25,528,215	(\$142,719)
Water District #2	\$65,001,456	\$64,730,528	(\$270,928)
Water District #3	\$3,655,113	\$3,676,544	\$21,431
Water District #4-Purchase	\$44,193,087	\$43,112,427	(\$1,080,660)
Water District #5	\$1,032,057	\$1,015,932	(\$16,125)

2015 APPROPRIATION COMPARISON BY DEPARTMENT

	2014 Appropriation	2015 Appropriation	Increase (Decr.)	% Incr. (Decr.)
Town Fund				
General Government Support				
Town Board	\$72,336	\$72,336	\$0	0.00%
Town Justice	\$607,312	\$649,787	\$42,475	6.99%
Supervisor	\$310,126	\$313,068	\$2,942	0.95%
Comptroller	\$393,795	\$406,742	\$12,947	3.29%
Audit & Accounting	\$37,765	\$38,935	\$1,170	3.10%
Receiver of Taxes	\$225,514	\$230,272	\$4,758	2.11%
Purchasing	\$166,035	\$144,801	(\$21,234)	-12.79%
Assessor	\$204,075	\$207,582	\$3,507	1.72%
Town Clerk	\$217,323	\$218,313	\$990	0.46%
Archive Grant	\$4,320	\$5,320	\$1,000	23.14%
Town Attorney	\$930,862	\$928,282	(\$2,580)	-0.28%
Town Engineering	\$357,527	\$389,619	\$32,092	8.98%
Board of Elections	\$43,000	\$43,000	\$0	0.00%
Comm of Public Works	\$305,483	\$309,931	\$4,448	1.46%
	\$270,121	\$266,229	(\$3,892)	-1.44%
Central Data Proc.	\$389,537	\$419,193	\$29,656	7.61%
General Town Bldg.	\$1,334,183	\$1,422,697	\$88,514	6.63%
Central Garage	\$720,924	\$785,783	\$64,859	9.00%
Special Items	\$513,600	\$520,800	\$7,200	1.40%
TOTAL GGS	\$7,103,838	\$7,372,690	\$268,852	3.78%
PUBLIC SAFETY				
Law Enforcement	\$9,686,364	\$10,174,771	\$488,407	5.04%
Law Enforcement Benefits	\$8,182,791	\$8,149,686	(\$33,105)	-0.40%
Youth Forum	\$96,181	\$97,937	\$1,756	1.83%
Traffic	\$189,450	\$189,037	(\$413)	-0.22%
Safety From Animals	\$45,000	\$48,000	\$3,000	6.67%
Fire Inspector	\$127,877	\$129,956	\$2,079	1.63%
Safety Insp.(Bldg.)	\$704,798	\$732,455	\$27,657	3.92%
TOTAL Public Safety	\$19,032,461	\$19,521,842	\$489,381	2.57%
HEALTH				
Volunteer Amb. Corp.	\$582,300	\$582,000	(\$300)	-0.05%
TRANSPORTATION				
Street Lighting	\$474,762	\$483,096	\$8,334	1.76%

2015 APPROPRIATION COMPARISON BY DEPARTMENT

	2014 Appropriation	2015 Appropriation	Increase (Decr.)	% Incr.(Decr.)
Town Fund				
Publicity	\$0	\$0	\$0	0.00%
Economic Assistant				
Community Services	\$126,580	\$157,954	\$31,374	24.79%
Culture & Recreation				
Recreation	\$1,744,795	\$1,732,251	(\$12,544)	-0.72%
Parks & Playgrounds	\$1,484,825	\$1,544,041	\$59,216	3.99%
Purchase Free Library	\$218,350	\$221,756	\$3,406	1.56%
Historian	\$2,200	\$2,200	\$0	0.00%
Celebration	\$2,000	\$2,000	\$0	0.00%
Total Culture/Rec.	\$3,452,170	\$3,502,248	\$50,078	1.45%
Home & Community Services				
Zoning Board of Appeals	\$1,860	\$1,700	(\$160)	-8.60%
Planning Board	\$122,729	\$124,688	\$1,959	1.60%
Cable TV Research	\$0	\$0	\$0	0.00%
Transfer to Capital	\$0	\$0	\$0	0.00%
Town Supported Community Org	\$82,500	\$82,500	\$0	0.00%
Total Home & Comm. Services	\$207,089	\$208,888	\$1,799	0.87%
Employee Benefits	\$5,690,387	\$5,600,153	(\$90,234)	-1.59%
Total Town Fund	\$36,669,587	\$37,428,871	\$759,284	2.07%
Library	\$1,327,596	\$1,456,983	\$129,387	9.75%
Library Benefits	\$1,067,310	\$958,681	(\$108,629)	-10.18%
Public Library	\$2,394,906	\$2,415,664	\$20,758	0.87%
Highway	3,652,713	3,845,923	\$193,210	5.29%
Highway Benefits	\$1,823,391	\$1,710,375	(\$113,016)	-6.20%
Highway	\$5,476,104	\$5,556,298	\$80,194	1.46%
Total Town Funds	\$44,540,597	\$45,400,833	\$860,236	1.93%

2015 APPROPRIATION COMPARISON BY DEPARTMENT

	2014 Appropriation	2015 Appropriation	Inc. (Dec.)	% Incr.(Decr.)
VILLAGE FUND				
General Government Support				
Village Mayor	\$0	\$0	\$0	0.00%
Audit & Accounting	\$20,335	\$20,965	\$630	3.10%
Village Attorneys	\$112,242	\$123,239	\$10,997	9.80%
Special Items	\$529,037	\$698,339	\$169,302	32.00%
Total GGS	\$661,614	\$842,543	\$180,929	27.35%
Celebration	\$0	\$0	\$0	0.00%
Home & Community Services				
Sanitation	\$3,055,247	\$3,058,635	\$3,388	0.11%
Employee Benefits	\$2,802,422	\$2,802,996	\$574	0.02%
Interfund Transfers	\$5,936,195	\$5,954,654	\$18,459	0.31%
Total Village Fund	\$12,455,477	\$12,658,828	\$203,351	1.63%
Total Town & Village Funds Excludes Districts	\$56,996,074	\$58,059,661	\$1,063,587	1.87%

COMPARISON OF APPROPRIATIONS

	<u>2014 Budget Appropriation</u>	<u>% Of Total</u>	<u>2015 Budget Appropriation</u>	<u>% Of Total</u>	<u>Appropriation Incr. (Decr.)</u>
Town Fund					
General Gov't Support	7,020,388	12.32%	7,289,240	12.55%	\$268,852
Public Safety	19,032,461	33.39%	19,521,842	33.62%	\$489,381
Health	\$582,300	1.02%	\$582,000	1.00%	(\$300)
Street Lighting	\$474,762	0.83%	\$483,096	0.83%	\$8,334
Publicity	\$0	0.00%	\$0	0.00%	\$0
Economic Assistance	\$126,580	0.22%	\$157,954	0.27%	\$31,374
Home & Community Ser	207,089	0.36%	208,888	0.36%	\$1,799
Culture & Recreation	3,535,620	6.20%	3,585,698	6.18%	\$50,078
Employee Benefits	\$5,690,387	9.98%	\$5,600,153	9.65%	(\$90,234)
Total Town Fund	36,669,587		37,428,871		\$759,284
Highway Fund					
Transportation	\$5,476,104	9.61%	\$5,556,298	9.57%	\$80,194
Library Fund					
Culture & Recreation	\$2,394,906	4.20%	\$2,415,664	4.16%	\$20,758
Village Fund					
General Gov't Support	661,614	1.16%	842,543	1.45%	\$180,929
Culture & Recreation	\$0	0.00%	\$0	0.00%	\$0
Home/Community Srvc.	\$3,055,247	5.36%	\$3,058,635	5.27%	\$3,388
Employee Benefits	\$2,802,422	4.92%	\$2,802,996	4.83%	\$574
Interfund Transfers	\$5,936,195	10.42%	\$5,954,654	10.26%	\$18,459
Total Village Fund	\$12,455,477		\$12,658,828		\$203,351
Total Town & Village Funds	\$56,996,074	100.00%	\$58,059,661	100.00%	\$1,063,587

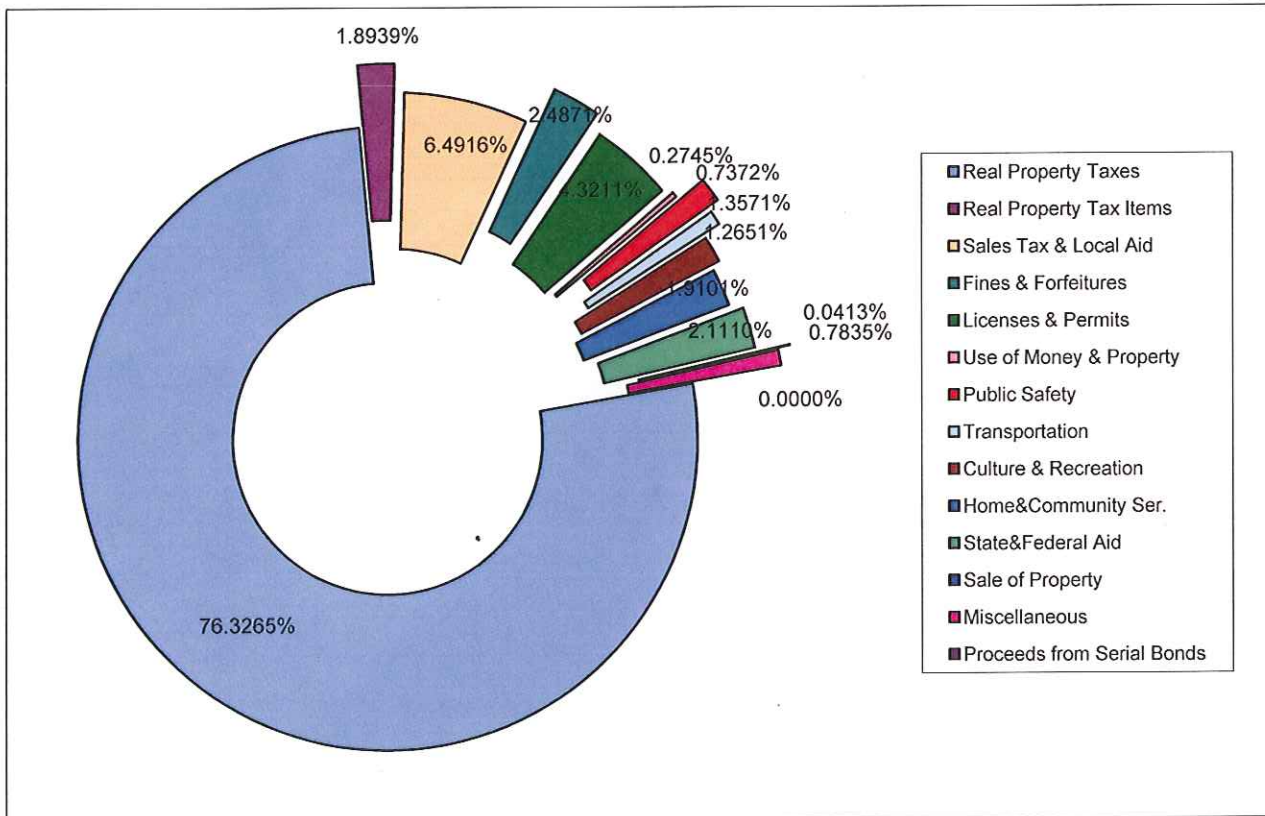
COMPARISON OF REVENUES

	2014 Budget		2015 Budget		
	<u>Est. Revenues</u>	<u>% of Total</u>	<u>Est. Revenues</u>	<u>% of Total</u>	<u>Est. Rev. Incr. (Decr.)</u>
TOWN SOURCE					
Property Tax Items	\$26,437,540	46.38%	\$26,702,102	45.99%	\$264,562
State & Mortgage Tax Aid	\$636,852	1.12%	\$636,452	1.10%	(\$400)
Federal Aid	\$0	0.00%	\$0	0.00%	\$0
Fees & Permits	\$3,426,665	6.01%	\$3,641,317	6.27%	\$214,652
Other Revenues	\$2,624,530	4.60%	\$2,705,000	4.66%	\$80,470
Sales Tax	\$3,544,000	6.22%	\$3,744,000	6.45%	\$200,000
Approp. of Fund Balance	\$0	0.00%	\$0	0.00%	\$0
Proceeds of Serial Bonds		0.00%	\$0	0.00%	\$0
Transfer In-Debt Service	\$0	0.00%	\$0	0.00%	\$0
Total	\$36,669,587		\$37,428,871		\$759,284
Highway Source					
Property Tax Items	\$5,273,404	9.25%	\$5,348,898	9.21%	\$75,494
Other Revenues	\$202,700	0.36%	\$207,400	0.36%	\$4,700
Approp. of Fund Balance	\$0	0.00%	\$0	0.00%	\$0
Total	\$5,476,104		\$5,556,298		\$80,194
Library Source					
Property Tax Items	\$2,355,806	4.13%	\$2,391,164	4.12%	\$35,358
Other Revenues	\$39,100	0.07%	\$24,500	0.04%	(\$14,600)
Approp of Fund Balance	\$0	0.00%	\$0	0.00%	\$0
Total	\$2,394,906		\$2,415,664		\$20,758
Village Source					
Property Tax Items	\$10,763,974	18.89%	\$10,972,325	18.90%	\$208,351
State & Mortgage Tax Aid	\$581,203	1.02%	\$581,203	1.00%	\$0
Interest Earnings	\$10,000	0.02%	\$10,000	0.02%	\$0
Other Revenues	\$1,100,300	1.93%	\$1,095,300	1.89%	(\$5,000)
Approp. of Fund Balance	\$0	0.00%	\$0	0.00%	\$0
Total	\$12,455,477		\$12,658,828		\$203,351
TOTAL	\$56,996,074	100.00%	\$58,059,661	100.00%	\$1,063,587

Town / Village of Harrison

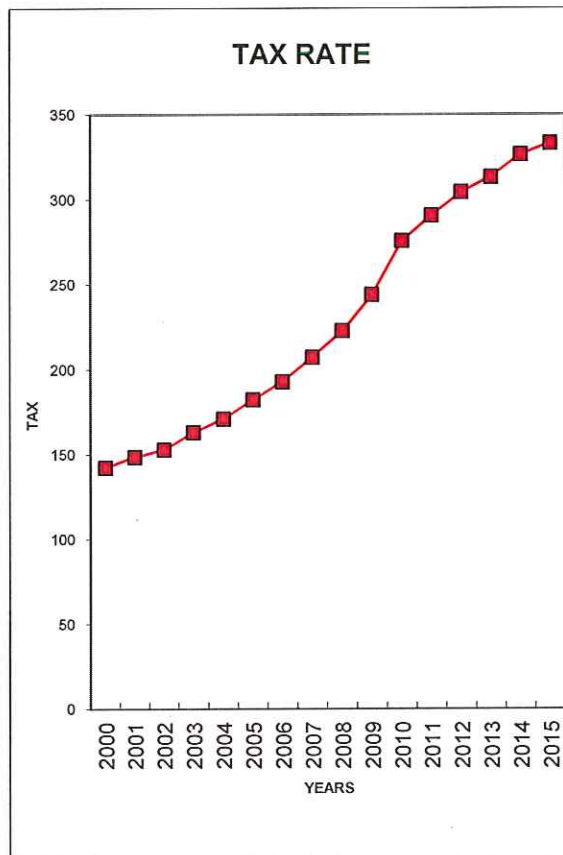
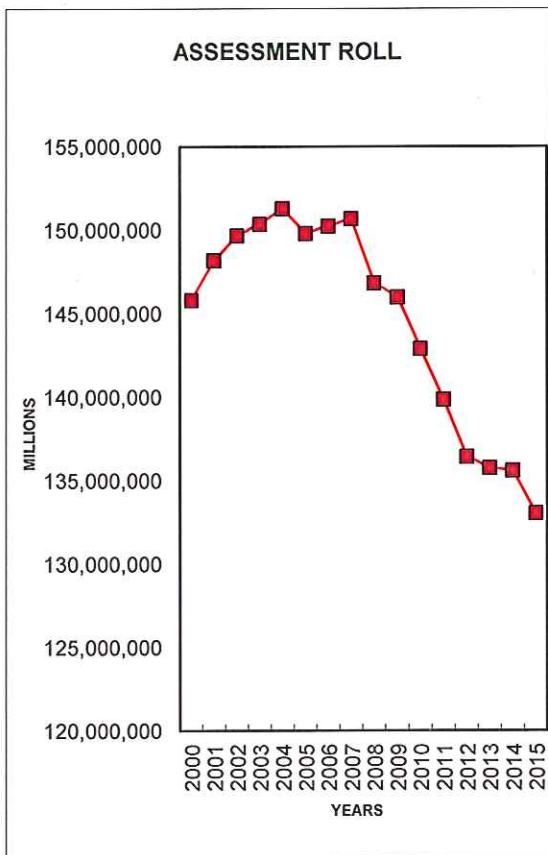
Revenues

Real Property Taxes	\$44,314,917	76.3265%
Real Property Tax Items	\$1,099,572	1.8939%
Sales Tax & Local Aid	\$3,769,000	6.4916%
Fines & Forfeitures	\$1,444,000	2.4871%
Licenses & Permits	\$2,508,800	4.3211%
Use of Money & Property	\$159,400	0.2745%
Public Safety	\$734,517	1.2651%
Transportation	\$428,000	0.7372%
Culture & Recreation	\$787,900	1.3571%
Home&Community Ser.	\$1,109,000	1.9101%
State&Federal Aid	\$1,225,655	2.1110%
Sale of Property	\$24,000	0.0413%
Miscellaneous	\$454,900	0.7835%
Proceeds from Serial Bonds	\$0	0.0000%
Use of Fund Balances	\$0	0.0000%
Total Revenues	\$58,059,661	100.0000%



Town/Village of Harrison
Comparison by Year

Year	Assessed Value	Tax Rate
2000	145,817,924	142.513268
2001	148,192,772	148.640851
2002	149,679,512	153.016516
2003	150,364,908	163.132323
2004	151,296,926	171.086490
2005	149,804,821	182.347964
2006	150,251,341	193.041169
2007	150,687,204	207.319515
2008	146,843,962	222.915948
2009	145,995,543	244.198660
2010	142,904,438	275.823603
2011	139,855,816	290.780356
2012	136,437,851	304.484089
2013	135,759,848	313.435086
2014	135,603,693	326.594965
2015	133,044,777	333.082727



COMPARATIVE LEVY FOR TOWN & VILLAGE

Levy For	2014 <u>Amt of Levy</u>	2014 <u>Tax Rate</u>	2015 <u>Amt of Levy</u>	2015 <u>Tax Rate</u>	Tax Rate <u>Incr. (Decr.)</u>
Town/General Fund	\$26,437,540	\$194.961796	\$26,702,102	\$200.700117	\$5.74
Highway Fund	\$5,273,404	\$38.888349	\$5,348,898	\$40.203744	\$1.32
Library Fund	\$2,355,806	\$17.372728	\$2,391,164	\$17.9726235	\$0.60
Total Town Tax	\$34,066,749	\$251.222873	\$34,442,164	\$258.876484	\$7.65
Village Fund	\$10,220,734	\$75.372092	\$9,872,753	\$74.206243	(\$1.17)
Total Town & Village Tax Levy & Rates	\$44,287,483	\$326.594965	\$44,314,917	\$333.082727	\$6.49

Percentage: **1.986%**

Assessed Valuation: **\$133,044,777**

COMPARATIVE TAX LEVY FOR DISTRICTS

LEVY FOR	2014		2015		Tax Rate Incr.(Decr.)
	Amt. of Levy	Tax Rate	Amt. of Levy	Tax Rate	
Water Dist. #1 F.P.	853,053	33.230306	865,866	\$33.918000	0.687694142
Water Dist. #2 F.P.	3,990,376	61.389025	4,052,534	\$62.606225	1.217199995
Water Dist. #3 F.P.	32,273	8.829549	32,273	\$8.778081	-0.051468281
Water Dist. #5 F.P.	34,300	33.234598	34,500	\$33.958966	0.724367758
Sewer Maint. Dist.	636,105	35.254750	645,570	\$35.298537	0.043786924
Plymouth Road Sewer S/A	3,177	Spec. Assess	2,887	Spec. Assess	Spec. As.
Pleasant Ridge Rd Sew S/A	3,141	Spec. Assess	2,741	Spec. Assess	Spec. As.
Pleasant Ridge Rd Sewer 2	4,157	Spec. Assess	4,015	Spec. Assess	Spec. As.
Pleasant Ridge Rd Sewer 5	4,960	Spec. Assess	4,964	Spec. Assess	Spec. As.
Old Well Road	24,609	Spec. Assess	28,151	Spec. Assess	Spec. As.
Old Lyme Road Sewer	13,296	Spec. Assess	0	Spec. Assess	Spec. As.
Meadow Lane Drainage Area	31,413	\$1.729676	31,315	\$1.712245	-0.017431497
Woods End Sewer District	11,292	Spec. Assess	15,071	Spec. Assess	Spec. As.
Century Trail Sewer Ext.	5,542	Spec. Assess	6,788	Spec. Assess	Spec. As.
Pilgrim Road Drainage District	6,117	Spec. Assess	6,136	Spec. Assess	Spec. As.
Sub Total Districts	5,653,811		5,732,811		
Fire District #4	982,000	22.220670	1,210,000	\$28.066154	5.845483641
Water #2 Arrears	161,561	Spec. Assess	160,494	Spec. Assess	Spec. As.
Garbage Arrears	33,800	Spec. Assess	42,600	Spec. Assess	Spec. As.
Garbage Arrears Penalty	8,750	Spec. Assess	9,750	Spec. Assess	Spec. As.
	1,186,111		1,422,844		
Total Districts	6,839,922		7,155,655		

ESTIMATED REVENUES

	2013 Actual Receipts	2014 Final Budget	2014 Year End Estimate	2015 Adopted Budget
Town Revenues				
Real Property Tax Items				
1001 Real Property Taxes	\$25,721,108	\$26,437,540	\$26,437,540	\$26,702,102
General Government Support				
1255 Town Clerk Fees	\$9,773	\$5,000	\$9,000	\$7,000
Public Safety				
1260 Franchise Fees	\$28,652	\$27,865	\$29,000	\$34,517
1520 Police Fees	\$9,231	\$5,000	\$12,000	\$8,000
1523 Westchester Co. Prison	\$22,451	\$20,000	\$24,000	\$20,000
1524 Westchester Cty DWI Reimbursement	\$7,720	\$0	\$5,336	\$0
1525 Police Burglar Alarms	\$172,640	\$176,000	\$172,000	\$172,000
1526 Police Special Detail Fees	\$324,526	\$255,000	\$350,000	\$305,000
1540 Fire Inspection Fees	\$209,755	\$174,000	\$216,000	\$195,000
1560 Sub-Division Insp. Fees	\$9,000	\$0	\$0	\$0
TOTAL PUBLIC SAFETY	\$783,975	\$657,865	\$808,336	\$734,517
Transportation				
1740 Parking Permits	\$341,860	\$340,000	\$342,000	\$340,000
TOTAL TRANSPORTATION	\$341,860	\$340,000	\$342,000	\$340,000
Culture & Recreation				
2001 Park & Recreation Charges	\$626,193	\$570,000	\$605,000	\$590,000
2002 Pool Pass	\$213,537	\$210,000	\$180,815	\$181,000
2012 Recreation Concessions	\$3,103	\$1,900	\$3,013	\$1,900
TOTAL CULTURE & RECREATION	\$842,833	\$781,900	\$788,828	\$772,900
Home & Community Services				
2110 Zoning Board Fees	\$6,475	\$7,000	\$5,500	\$5,000
2115 Planning Board Fees	\$14,885	\$19,000	\$19,000	\$19,000
2116 Community Services	\$745	\$1,000	\$1,000	\$1,000
2117 Senior Lunch Program Fees	\$21,647	\$23,000	\$24,000	\$24,000
2118 Clothing Donation Bin Fees	\$2,400	\$0	\$2,400	\$0
2655 Minor Sales	\$0	\$0	\$0	\$0
2752 Community Serv. Transport	\$1,625	\$2,000	\$2,000	\$2,000
TOTAL HOME & COMMUNITY SERV	\$47,777	\$52,000	\$53,900	\$51,000
Use of Money & Property				
2401 Interest Earnings	\$14,543	\$17,500	\$17,500	\$17,500
2410 Rental of Real Property	\$104,283	\$85,000	\$105,000	\$92,000
TOTAL USE OF MONEY & PROPERTY	\$118,826	\$102,500	\$122,500	\$109,500

ESTIMATED REVENUES

	2013 Actual Receipts	2014 Final Budget	2014 Year End Estimate	2015 Adopted Budget
Licenses & Permits				
1170 Cable T.V.	\$534,843	\$495,000	\$573,000	\$525,000
2540 Games of Chance / Bingo Licenses	\$126	\$300	\$300	\$300
2544 Dog Licenses	\$4,679	\$3,500	\$4,368	\$3,500
2545 Other Licenses	\$42,754	\$18,000	\$40,000	\$20,000
2555 Building Fees & Permits	\$3,356,733	\$1,800,000	\$4,900,000	\$1,900,000
2557 Wetland Permits	\$4,156	\$0	\$0	\$0
2558 Planning Board Parking Fees	\$18,850	\$0	\$12,350	\$0
2560 Street Opening Permits	\$70,413	\$55,000	\$90,000	\$60,000
TOTAL LICENSES & PERMITS	\$4,032,554	\$2,371,800	\$5,620,018	\$2,508,800
2610 Fines & Forfeitures	\$1,379,294	\$1,365,000	\$1,467,000	\$1,444,000
TOTAL FINES & FORFEITURES	\$1,379,294	\$1,365,000	\$1,467,000	\$1,444,000
Sale of Property & Compensation For Loss				
2651 Sale of Recycling Materials	\$1,085	\$0	\$0	\$0
2660 Sale of Real Property	\$0	\$0	\$0	\$0
2661 Sale of Vehicles	\$41,871	\$20,000	\$60,000	\$24,000
2665 Sale of Equipment	\$0	\$0	\$0	\$0
2680 Insurance Recoveries	\$3,184	\$0	\$42,000	\$0
TOTAL SALE OF PROPERTY & COMPENSATION FOR LOSS	\$46,140	\$20,000	\$102,000	\$24,000
Miscellaneous				
2701 Refund Prior Year Exp.	\$131,080	\$130,000	\$130,000	\$130,000
2705 Gifts & Donations	\$8,990	\$0	\$11,390	\$0
2707 Reimb. for Benefits	\$16,453	\$16,380	\$22,665	\$23,800
2708 Reimb. Health Ins-Pol	\$2,847	\$0	\$1,004	\$0
2709 DBL Ins Refund	\$4,596	\$0	\$0	\$0
2710 W/C Insurance Refund	\$0	\$0	\$0	\$0
2713 Vision Reimbursement	\$931	\$0	\$900	\$0
2717 Dental Reimbursement	\$673	\$0	\$415	\$0
2718 Dental Reimbursement-Police	\$3,643	\$0	\$4,195	\$0
2725 Medicare Part D Reimbursement	\$156,114	\$180,000	\$170,000	\$170,000
2726 Stop Loss Reimbursement	\$0	\$0	\$0	\$0
2770 Miscellaneous Revenues	\$119,435	\$1,500	\$1,500	\$1,500
2771 ETPA Income	\$4,290	\$2,950	\$5,295	\$4,000
2774 Returned Check Charge	\$330	\$300	\$330	\$300
TOTAL MISCELLANEOUS	\$449,382	\$331,130	\$347,694	\$329,600

ESTIMATED REVENUES

	2013 Actual Receipts	2014 Final Budget	2014 Year End Estimate	2015 Adopted Budget
State Aid				
3001 State Revenue Sharing	\$113,852	\$113,852	\$113,852	\$113,852
3005 Mortgage Tax Aid	\$587,905	\$515,000	\$610,303	\$515,000
3089 Archive Grant	\$21,960	\$0	\$0	\$0
3018 Miscellaneous State Aid	\$0	\$0	\$0	\$0
3019 Justice Court Grant	\$0	\$0	\$20,950	\$0
3820 Youth Program	\$7,624	\$8,000	\$8,000	\$7,600
Total Estimated Revenues From State Aid	\$731,341	\$636,852	\$753,105	\$636,452
Federal Aid				
4090 Police Grant	\$0	\$0	\$0	\$0
4091 Miscelleous Federal Aid	\$325,419	\$0	\$0	\$0
TOTAL FEDERAL AID	\$325,419	\$0	\$0	\$0
Local Aid				
1120 County Sales Tax	\$3,864,428	\$3,544,000	\$3,950,000	\$3,744,000
2397 Other Local Gov't. Aid	\$31,455	\$24,000	\$31,100	\$25,000
Total Estimated Revenues From Local Aid	\$3,895,883	\$3,568,000	\$3,981,100	\$3,769,000
5710 -Proceeds from Serial Bonds	\$0	\$0	\$0	\$0
TOTAL ESTIMATED REVENUE	\$13,005,057	\$10,232,047	\$14,395,481	\$10,726,769
Total Estimated Unexpended Balances				
5999 Appropriated Fund Balance	\$0	\$0	\$0	\$0
Total Estimated Revenues, Unexpended Balances-Town	\$0	\$0	\$0	\$0
TOTAL TOWN REVENUES	\$38,726,165	\$36,669,587	\$40,833,021	\$37,428,871

ESTIMATED REVENUES

	2013 Actual Receipts	2014 Final Budget	2014 Year End Estimate	2015 Adopted Budget
Highway Revenues				
Real Property Tax Items				
1001 Real Property Taxes	\$5,199,695	\$5,273,404	\$5,273,404	\$5,348,898
Transportation				
2302 Snow Removal Service	\$87,382	\$88,000	\$109,000	\$88,000
TOTAL TRANSPORTATION	\$87,382	\$88,000	\$109,000	\$88,000
Use of Money & Property				
2680 Insurance of Recoveries	\$0	\$0	\$5,200	\$0
2401 Interest & Earnings	\$3,450	\$3,700	\$3,500	\$3,400
TOTAL USE OF MONEY & PROPERTY	\$3,450	\$3,700	\$8,700	\$3,400
Home & Community Services				
1501 Composting	\$0	\$83,000	\$88,000	\$88,000
1530 Composting Permit Fees	\$0	\$10,000	\$11,000	\$10,000
TOTAL HOME & COMMUNITY SERVICES	\$0	\$93,000	\$99,000	\$98,000
Miscellaneous				
2701 Refund of Prior Year Expenses	\$28,616	\$18,000	\$18,000	\$18,000
2707 Reimb. for Benefits	\$0	\$0	\$0	\$0
2709 DBL Insurance Refund	\$0	\$0	\$0	\$0
3018 Miscellaneous State Aid	\$0	\$0	\$156	\$0
TOTAL MISCELLANEOUS	\$28,616	\$18,000	\$18,156	\$18,000
4091 Federal Aid-Miscellaneous Federal Aid	\$730,078	\$0	\$938	\$0
TOTAL ESTIMATED OTHER REVENUE	\$849,526	\$202,700	\$235,794	\$207,400
5999 Appropriated Fund Balance	\$0	\$0	\$0	\$0
Total Highway Estimated Revenues	\$6,049,221	\$5,476,104	\$5,509,198	\$5,556,298
Library Revenues				
Real Property Tax Items				
1001 Real Property Taxes	\$2,292,459	\$2,355,806	\$2,355,806	\$2,391,164
Culture & Recreation				
2082 Library Fines & Fees	\$27,814	\$29,600	\$19,000	\$15,000
Miscellaneous				
2701 Refund of Prior Year Expense	\$0	\$0	\$470	\$0
2709 DBL Ins. Refund	\$1,020	\$0	\$0	\$0
2770 Miscellaneous	\$3,529	\$0	\$1,376	\$0
2774 Return Check Charge	\$0	\$0	\$0	\$0
TOTAL MISCELLANEOUS	\$4,549	\$0	\$1,846	\$0
Use of Money & Property				
2401 Interest & Earnings	\$1,254	\$1,500	\$1,500	\$1,500
2680 Insurance of Recoveries	\$0	\$0	\$0	\$0
TOTAL USE OF MONEY & PROPERTY	\$1,254	\$1,500	\$1,500	\$1,500
State Aid				
3840 Library State Aid	\$8,332	\$8,000	\$7,822	\$8,000
TOTAL ESTIMATED OTHER REVENUE	\$41,949	\$39,100	\$30,168	\$24,500
5999 Appropriated Fund Balance	\$0	\$0	\$0	\$0
Total Library Estimated Revenues	\$2,334,408	\$2,394,906	\$2,385,974	\$2,415,664
TOTAL TOWN FUNDS REVENUE	\$47,109,794	\$44,540,597	\$48,728,193	\$45,400,833

ESTIMATED REVENUES

	2013 Actual Receipts	2014 Final Budget	2014 Year End Estimate	2015 Adopted Budget
Village Revenues				
Real Property Tax Items				
1001 Real Property Taxes	\$9,124,538	\$10,220,734	\$10,220,734	\$9,872,753
1002 Exemption Voids	\$22,941	\$12,000	\$27,800	\$12,000
1081 Payment in Lieu of Taxes	\$775,125	\$0	\$0	\$553,572
1090 Interest and Penalties on RPT	\$464,963	\$500,000	\$500,000	\$500,000
1270 Fredericks Court City of Rye	\$31,724	\$31,240	\$32,064	\$34,000
TOTAL OTHER REAL PROP. TAX ITEMS	\$1,294,753	\$543,240	\$559,864	\$1,099,572
Home & Community Services				
1125 Utilities Tax	\$671,992	\$735,000	\$735,000	\$735,000
1501 Composting	\$128,325	\$0	\$0	\$0
1530 Composting Permit Fees	\$10,684	\$0	\$0	\$0
1543 Commerical Garbage Fees	\$253,050	\$220,000	\$250,000	\$225,000
TOTAL HOME & COMMUNITY SERVICES	\$1,064,051	\$955,000	\$985,000	\$960,000
Use of Money & Property				
2680 Insurance of Recoveries	\$666	\$0		\$0
2401 Interest Earnings	\$13,808	\$10,000	\$11,200	\$10,000
2610 Fines & Forfeited Bail	\$39,650	\$30,000	\$30,000	\$30,000
2651 Sale of Recycling Materials	\$7,040	\$5,000	\$5,500	\$5,000
2652 Automated Sanitation Carts	\$0	\$0	\$5,100	\$0
TOTAL USE OF MONEY & PROPERTY	\$61,164	\$45,000	\$51,800	\$45,000
Miscellaneous				
2701 Refund of Prior Yr Expense	\$156,217	\$110,000	\$100,000	\$100,000
2705 Gifts and Donations	\$0	\$0	\$0	\$0
2707 Reimb. - Benefits	\$0	\$0	\$0	\$0
2709 DBL-Ins Refund	\$2,686	\$0	\$2,414	\$0
2770 Miscellaneous	\$0	\$0	\$0	\$0
2774 Returned Check Charge	\$270	\$300	\$300	\$300
TOTAL MISCELLANEOUS	\$159,173	\$110,300	\$102,714	\$100,300
State Aid				
3001 State Revenue Sharing	\$88,100	\$66,203	\$95,408	\$66,203
3005 Mortgage Tax Aid	\$587,905	\$515,000	\$610,303	\$515,000
3018 Miscellaneous State Aid	\$0	\$0	\$0	\$0
Total Estimated Revenue - State Aid	\$676,005	\$581,203	\$705,711	\$581,203
4091 Federal Aid-Miscellaneous Federal Aid	\$0	\$0	\$0	\$0
5710 Proceeds From Serial Bonds	\$600,000	\$0	\$0	\$0
TOTAL ESTIMATED OTHER REVENUE	\$3,855,146	\$2,234,743	\$2,405,089	\$2,786,075
Appropriated Fund Balance	\$0	\$0	\$0	\$0
Total Village Estimated Revenues	\$12,979,684	\$12,455,477	\$12,625,823	\$12,658,828
Total Town/Village Revenues	\$60,089,478	\$56,996,074	\$61,354,016	\$58,059,661

SALARY SCHEDULES

<u>GRADE</u>	<u>DEPARTMENT & TITLE</u>	<u>Budget 2014</u>	<u>Adjusted Budget 2014</u>	<u>2015</u>
<u>TOWN/VILLAGE BOARD</u>				
	Councilperson/Trustee (4)			
	Deputy Supervisor	\$21,834		\$21,834
		\$16,834		\$16,834
		\$16,834		\$16,834
		\$16,834		\$16,834
	Total	\$72,336	\$0	\$72,336
		4		4
<u>TOWN JUSTICE</u>				
	Town/Village Justice (2)	\$62,072		\$62,072
		\$62,072		\$62,072
	Court Clerk	\$94,000		\$95,880
	Deputy Court Clerk	\$81,151		\$82,774
IX	Senior Office Assistant/Automated	\$79,155		\$80,738
III	Intermediate Clerk	\$49,577		\$50,569
IX-2	Assistant Court Clerk	\$43,949	\$0	\$55,508
III	Messenger	\$0		\$50,569
	Total	\$471,976	\$0	\$540,182
		7		8
<u>SUPERVISOR</u>				
	Supervisor/Mayor	\$155,376		\$155,376
	Confidential Secretary to Supervisor	\$60,000		\$61,200
	Personnel Manager	\$88,500		\$90,270
	Total	\$303,876	\$0	\$306,846
		3		3

SALARY SCHEDULES

<u>GRADE</u>	<u>DEPARTMENT & TITLE</u>	<u>Budget 2014</u>	<u>Adjusted Budget 2014</u>	<u>2015</u>
<u>COMPTROLLER</u>				
	Comptroller/Treasurer	\$130,842		\$133,459
X	Staff Assistant Finance Administration	\$86,218		\$87,942
IX	Senior Payroll Clerk	\$79,155		\$80,738
VII	Office Assistant/Financial Support	\$66,754		\$68,089
	Total	\$362,969	\$0	\$370,228
		4		4
<u>RECEIVER OF TAXES</u>				
	Receiver of Taxes	\$99,069		\$99,069
VII	Office Assistant/Financial Support	\$66,754		\$68,089
III	Intermediate Clerk	\$49,577		\$50,569
	Total	\$215,400	\$0	\$217,727
		3		3
<u>PURCHASING</u>				
VI	Purchase Clerk	\$61,470		\$62,699
III-2	Intermediate Clerk	\$32,637		\$34,578
	Total	\$94,107	\$0	\$97,277
		2		2
<u>ASSESSOR</u>				
	Town Assessor	\$111,000		\$113,220
IX	Assessment Clerk	\$79,155		\$80,738
	Total	\$190,155	\$0	\$193,958
		2		2

SALARY SCHEDULES

<u>GRADE</u>	<u>DEPARTMENT & TITLE</u>	<u>Budget 2014</u>	<u>Adjusted Budget 2014</u>	<u>2015</u>
<u>TOWN/VILLAGE CLERK</u>				
	Town/Village Clerk	\$99,069		\$99,069
	Deputy Town/Village Clerk	\$42,000		\$42,840
VI	Senior Clerk	\$61,470		\$62,699
	Total	\$202,539	\$0	\$204,608
		3		3
<u>LAW DEPARTMENT</u>				
	Town Attorney (1)	\$71,216		\$72,640
	Deputy Town Attorney (1)	\$71,216		\$63,672
	Stipend For Attorney's \$5,000 each (2)	\$10,000		\$10,000
X	Senior Office Assistant-Law	\$86,218		\$87,942
VII-2	Office Assistant/Automated Systems	\$43,949		\$45,049
	Total	\$282,599	\$0	\$279,303
		4		4
<u>ENGINEERING</u>				
	Town/Village Engineer	\$128,500		\$131,070
XI-3	Assistant Civil Engineer	\$61,564		\$68,359
IX	Senior Office Assist Office Manager	\$79,155		\$80,738
	Total	\$269,219	\$0	\$280,167
		3		3
<u>DEPARTMENT OF PUBLIC WORKS</u>				
	Commissioner of Public Works	\$139,239		\$147,024
VII	Jr. Administrative Assistant	\$66,754		\$68,089
VII	Office Assistant/Automated Systems	\$66,754		\$68,089
	Stipend for Office Assistant.Automated	\$8,000		\$8,000
	Total	\$280,747	\$0	\$291,202
		3		3
<u>CENTRAL SERVICES</u>				
III	Messenger	\$49,577		\$0
III	Telephone Operator	\$49,577		\$50,569
III-1	Intermediate Clerk	\$0		\$33,290
	Total	\$99,154	\$0	\$83,859
		2		2

SALARY SCHEDULES

<u>GRADE</u>	<u>DEPARTMENT & TITLE</u>	<u>Budget 2014</u>	<u>Adjusted Budget 2014</u>	<u>2015</u>
<u>DIV. OF BUILDINGS AND PARKS MAINT.</u>				
<u>GENERAL TOWN BUILDINGS</u>				
	General Foreman (.5)	\$53,568		\$54,639
	Lead Mtce Mechanic Electrical (1)	\$83,200		\$84,864
	General Repairman (2)	\$73,972		\$75,451
		\$73,972		\$75,451
	Laborer (4)	\$69,994		\$71,394
		\$69,994		\$71,394
		\$69,994		\$71,394
		\$0		\$57,115
	Park Attendant (1)	\$43,829		\$44,706
		\$43,829		\$0
	Cleaner (3)	\$54,116		\$50,000
		\$50,000		\$51,000
		\$50,000		\$51,000
	Total	\$736,468	\$0	\$758,408
		11 1/2		11 1/2
<u>Central Garage</u>				
	General Foreman	\$107,136		\$109,279
	Auto Mechanic (3)	\$79,784		\$65,104
		\$79,784		\$81,380
		\$0		\$65,104
	Laborer (1)	\$63,827		\$57,115
	Senior Auto Mechanic(4)	\$81,651		\$83,284
		\$81,651		\$83,284
		\$81,651		\$83,284
		\$81,651		\$83,284
	Total	\$657,135	\$0	\$711,118
		8		9
<u>CENTRAL DATA PROCESSING</u>				
	Assistant Systems Analyst-Programmer	\$96,137		\$98,060
	Coordinator of Computer Services	\$96,594		\$98,526
X	Coordinator of Computer Services	\$86,218		\$87,942
	Total	\$278,949	\$0	\$284,528
		3		3

SALARY SCHEDULES

<u>GRADE</u>	<u>DEPARTMENT & TITLE</u>	<u>Budget</u> 2014	<u>Adjusted Budget</u> 2014	<u>2015</u>
<u>LAW ENFORCEMENT</u>				
<u>CIVILIAN EMPLOYEES</u>				
X	Senior Office Assistant-Police (1)	\$85,277		\$87,942
IX-2	Senior Office Assistant Automated Systems (1)	\$62,534		\$68,571
VII	Office Assistant /Automated Systems (3)	\$66,754		\$68,089
VII-1		\$66,754		\$44,828
VII-2		\$52,738		\$57,672
V	Parking Enforcement Officer (1)	\$56,975		\$58,115
	Assistant System Analyst (0)	\$60,000		\$0
III-3	Civilian Dispatchers (3)	\$32,637		\$34,916
III-1		\$32,637		\$33,290
III-1		\$32,637		\$33,290
	Total Clerical	\$548,943	\$0	\$486,713
		10		9
<u>POLICE DEPARTMENT</u>				
	Police Chief (1)	\$168,568		\$180,282
	Police Chief Stipend	\$12,000		\$12,000
	Police Lieutenant-Detective (1)	\$130,489		\$133,751
	Police Lieutenant (4)	\$128,527		\$131,740
		\$128,527		\$131,740
		\$128,527		\$131,740
		\$128,527		\$131,740
	Police Sergeant (7)	\$113,810		\$116,655
		\$113,810		\$116,655
		\$113,810		\$116,655
		\$113,810		\$116,655
		\$113,810		\$116,655
		\$113,810		\$116,655
		\$0		\$116,655
	Police Officer Detective (5)	\$107,923		\$110,621
		\$107,923		\$110,621
		\$107,923		\$110,621
		\$107,923		\$110,621
		\$107,923		\$0
		\$107,923		\$110,621
	Police Officer 1st Grade Canine Officer/Sergeant (0)	\$119,501		\$0

SALARY SCHEDULES

<u>GRADE</u>	<u>DEPARTMENT & TITLE</u>	<u>Budget 2014</u>	<u>Adjusted Budget 2014</u>	<u>2015</u>
		\$98,111		\$100,564
		\$98,111		\$100,564
		\$98,111		\$100,564
		\$98,111		\$100,564
		\$98,111		\$100,564
	Police Officer Grade 2 (4)	\$71,206		\$82,886
		\$71,206		\$82,886
		\$71,206		\$82,886
		\$71,206		\$82,886
	Police Officer Grade 4 (5)	\$49,384		\$68,695
		\$49,384		\$68,695
		\$49,384		\$68,695
		\$49,384		\$68,695
		\$49,384		\$68,695
	Police Officer Grade 5 (6)	\$49,384		\$57,480
		\$0		\$57,480
		\$0		\$57,480
		\$0		\$49,384
		\$0		\$49,384
		\$0		\$49,384
	Total Police	\$6,299,893	\$0	\$6,546,966
		64		66
	<u>SCHOOL CROSSING GUARDS</u>			
	School Crossing Guards	\$213,074		\$213,074
	<u>YOUTH FORUM</u>			
X	Senior Office Assistant/Police	\$86,218		\$87,942
	Total Youth Forum	\$86,218	\$0	\$87,942
		1		1
	<u>TRAFFIC DEPARTMENT</u>			
VIII	Laborer	\$72,605		\$0
III-2	Laborer Traffic II	\$0		\$34,126
III	Laborer Traffic II	\$49,577		\$50,569
	Total Traffic	\$122,182	\$0	\$84,695
		2		2

SALARY SCHEDULES

<u>GRADE</u>	<u>DEPARTMENT & TITLE</u>	<u>Budget</u> <u>2014</u>	<u>Adjusted Budget</u> <u>2014</u>	<u>2015</u>
<u>FIRE DISTRICT #2</u>				
	Fire Fighter 1st Grade (13)	\$96,612		\$103,564
		\$93,612		\$100,564
		\$93,612		\$100,564
		\$93,612		\$100,564
		\$93,612		\$100,564
		\$93,612		\$100,564
		\$93,612		\$100,564
		\$93,612		\$100,564
		\$93,612		\$100,564
		\$93,612		\$100,564
		\$93,612		\$100,564
		\$93,612		\$100,564
	Superintendent of Fire Equipment (1)	\$93,612		\$100,564
	Stipend for Superintendent of Fire Equipment	\$15,000		\$15,000
	Total	\$1,328,568	\$0	\$1,425,896
		14		14
<u>FIRE INSPECTION</u>				
IX	Senior Office Assistant Automated Systems	\$79,155		\$80,738
	Total	\$79,155	\$0	\$80,738
		1		1
<u>SAFETY INSPECTION (BLDG. DEPT.)</u>				
	Building Inspector	\$136,600		\$139,332
	Stipend Fire Inspector	\$0		\$12,000
X	Assistant Bldg Inspector	\$86,218		\$87,942
X	Assistant Bldg Inspector	\$86,218		\$87,942
X-2	Assistant Bldg Inspector	\$56,761		\$59,940
IX	Code Enforcement Officer	\$79,155		\$80,738
VII	Office Assistant/Automated Systems	\$66,754		\$68,089
IX	Senior Office Assistant Office Manager	\$79,155		\$80,738
VI	Senior Clerk	\$61,470		\$62,699
	Total	\$652,331	\$0	\$679,420
		8		8

SALARY SCHEDULES

<u>GRADE</u>	<u>DEPARTMENT & TITLE</u>	<u>Budget</u> <u>2014</u>	<u>Adjusted Budget</u> <u>2014</u>	<u>2015</u>
<u>DIV. OF HIGHWAY AND ST. LIGHTING</u>				
HIGHWAY ROADS				
	General Foreman (1)	\$112,833		\$115,090
	Foreman (2.5)	\$40,783		\$43,279
		\$81,565		\$0
		\$0		\$86,557
		\$81,565		\$86,557
	Heavy MEO (5)	\$78,301		\$0
		\$78,301		\$79,867
		\$78,301		\$79,867
		\$78,301		\$79,867
		\$78,301		\$79,867
		\$78,301		\$79,867
	MEO (6)	\$73,972		\$75,451
		\$73,972		\$75,451
		\$73,972		\$75,451
		\$73,972		\$75,451
		\$73,972		\$75,451
		\$73,972		\$75,451
	Road Maintainer (10.5)	\$34,997		\$35,697
		\$69,994		\$0
		\$69,994		\$0
		\$69,994		\$71,394
		\$69,994		\$71,394
		\$69,994		\$71,394
		\$69,994		\$0
		\$69,994		\$71,394
		\$69,994		\$71,394
		\$55,995		\$57,115
		\$0		\$57,115
		\$0		\$57,115
		\$0		\$57,115
		\$0		\$57,115

SALARY SCHEDULES

<u>GRADE</u>	<u>DEPARTMENT & TITLE</u>	<u>Budget</u> <u>2014</u>	<u>Adjusted Budget</u> <u>2014</u>	<u>2015</u>
HIGHWAY ROADS CONT.				
	Total	\$1,881,328	\$0	\$1,861,766
		25		25
HIGHWAY SNOW MISC.				
	MEO(1)	\$73,972		\$75,451
	Road Maintainer (1)	\$69,994		\$71,394
	Total	\$143,966	\$0	\$146,845
		2		2
COMMUNITY SERVICES				
	Program Director/Senior Citizens	\$63,473		\$64,742
IV-2	Intermediate Account Clerk	\$32,637		\$37,032
		2		2
RECREATION DEPARTMENT				
	Superintendent of Recreation	\$103,000		\$105,060
X-D	Rec.Supervisor/Senior Citizens	\$11,847		\$0
X-D-2	Rec. Supervisor/Senior Citizens	\$62,994		\$0
V-D	Recreation Assistant	\$0		\$53,644
	Stipend for Recreation Assistant	\$0		\$13,175
X-D	Assistant Superintendent of Recreation	\$98,000		\$99,960
X-D	Recreation Supervisor	\$93,699		\$95,573
IX	Senior Office Assistant Recreation	\$79,155		\$80,738
VII-D	Senior Recreation Leader	\$74,234		\$75,718
IX	Senior Office Assistant Recreation	\$79,155		\$80,738
V-D	Recreation Assistant	\$64,458		\$65,747
V	Recreation Assistant	\$56,975		\$58,115
VII-D	Senior Recreation Leader	\$74,234		\$75,718
	Total Recreation	\$797,751	\$0	\$804,186
		11		10
PARKS & PLAYGROUNDS				
	General Foreman (.5)	\$53,568		\$54,640
	Park Foreman (1)	\$81,565		\$86,557
	HMEO (2)	\$78,301		\$79,867
		\$78,301		\$79,867
	MEO (4)	\$73,972		\$75,451
		\$73,972		\$75,451
		\$73,972		\$75,451
		\$73,972		\$75,451
	General Repairmen (1)	\$73,972		\$75,451
	Laborer (5)	\$69,994		\$71,394
		\$69,994		\$71,394
		\$69,994		\$71,394
		\$69,994		\$71,394

SALARY SCHEDULES

<u>GRADE</u>	<u>DEPARTMENT & TITLE</u>	<u>Budget 2013</u>	<u>Adjusted Budget 2014</u>	<u>2014</u>
		\$69,994		\$71,394
	Park Attendant(1)	\$43,829		\$44,706
	Total	\$1,055,394	\$0	\$1,079,862
		14 1/2		14 1/2
<u>PUBLIC LIBRARY</u>				
	Library Director (1)	\$98,588		\$100,560
VII	Library Assistant (1)	\$66,754		\$68,089
VII	Principal Library Clerk (1)	\$66,754		\$68,089
IX	Librarian II (3)	\$79,155		\$80,738
IX		\$79,155		\$80,738
IX		\$79,155		\$80,738
VIII	Librarian I (2)	\$72,605		\$74,057
VIII		\$72,605		\$74,057
III	Library Clerks (3)	\$49,577		\$50,569
III		\$49,577		\$50,569
III		\$49,577		\$50,569
VIII-1	Librarian I (1)	\$47,797		\$48,753
VII-1	Technical Support Specialist (1)	\$43,949		\$38,260
	Total	\$855,248	\$0	\$865,786
		13		13
<u>PLANNING BOARD</u>				
VI	Secretary to Planning & Zoning	\$61,470		\$62,699
		1		1

SALARY SCHEDULES

<u>GRADE</u>	<u>DEPARTMENT & TITLE</u>	<u>Budget 2014</u>	<u>Adjusted Budget</u> <u>2014</u>	<u>2015</u>
	Sanitation Worker cont'	\$69,994		\$71,394
		\$69,994		\$71,394
		\$69,994		\$71,394
		\$69,994		\$71,394
		\$69,994		\$71,394
		\$69,994		\$71,394
		\$69,994		\$71,394
		\$69,994		\$71,394
		\$55,995		\$57,115
		\$0		\$57,115
		\$0		\$57,115
	Total	\$2,276,815	\$0	\$2,284,579
		31		31
	<u>LAW DEPARTMENT</u>			
	Village Attorney (1)	\$39,068		\$39,849
	Deputy Village Attorney (1)	\$62,424		\$72,640
	Stipend for 2 Village Attorney	\$10,000		\$10,000
	Total	\$111,492	\$0	\$122,489
		2		2
	GRAND TOTALS	\$21,351,641	\$0	\$21,857,413
	Total Employees	267		269

**Town of Harrison
Statement of Indebtedness
2015 Budget**

	<u>Date of Issue</u>	<u>Interest Rate</u>	<u>Balance 12/31/2014</u>	<u>Due 2015</u>	<u>Balance 12/31/2015</u>	<u>Final Maturity Date</u>
<u>BONDS</u>						
<u>Village Fund</u>						
Public Improvements	12/06	3.750%	1,104,338	541,591	562,747	12/16
Public Improvements	12/07	4.000%	641,652	203,638	438,014	12/17
Public Improvements	06/08 A	3.500%	4,230,000	535,000	3,695,000	06/21
Public Improvements	06/08 B	4.125%	4,560,000	265,000	4,295,000	06/27
Public Improvements	03/11	3.00%	8,990,000	670,000	8,320,000	03/25
Public Improvements	1/11 Ref	4.00%	3,347,284	808,655	2,538,629	05/22
Public Improvements	03/12	2.250%	2,036,647	88,799	1,947,848	03/32
Public Improvements	12/12	2.00%	4,409,095	199,538	4,209,557	12/32
Public Improvements	2/13 Ref	3.00%	12,335,000	745,000	11,590,000	12/28
Public Improvements	12/13	2.00%	4,713,063	182,332	4,530,731	12/33
Public Improvements	12/14	3.5%	4,139,880	0	4,139,880	12/27
Total Village			\$50,506,959	\$4,239,553	\$46,267,406	

TOWN OF HARRISON

2015 Budget

The December 2003 bonding was in the amount of \$4,504,500. The General Fund (Village) share will be \$4,321,000 for Machinery & Equipment, Police Vehicles, Police Equipment, Computer Equipment, Police Communication Console, Police Computer Software, Hardware & Equipment, Sidewalk Replacement, Road Reconstruction and Resurfacing and Various Vehicles. Old Well Sewer Dist. #1 and additional \$30,000, Pleasant Ridge Road Sewer Dist.#5 \$25,000 and Old Lyme Road Sewer Dist #1. \$128,500.

The December 2004 Bonding was in the amount of \$5,956,000.00. The Purpose of the Bond Issue consists of Acquisition of Various computer hardware/software for \$437,000. Various Purposes for the Police Department in the amount of \$600,000.00. Which consists of Vehicles \$410,000, Equipment \$140,000.00, Renovations \$10,000.00 and Buildings for \$40,000.00. Various Improvement Projects in the Village for \$180,000.00. Public Works Projects in the amount \$1,000,000.00, which consists of Fencing \$15,450.00, Reconstruction \$474,700.00, Parks \$149,350.00, Public Works Yard \$51,500.00, Parkings lots \$77,250.00 and Drainage \$231,750.00. Construction of a salt/sand dome at the Park lane site \$1,275,000.00. Increase and Improvement of Facilities in Water District #2 \$108,000.00. Water Dist# 1 Engineering Study \$101,000.00. Replacement of Sidewalks 2004 \$300,000.00. Road Resurfacing 2004 \$605,000.00. Sewer and Storm Water Improvements \$684,000.00. Increase and Improvements of Facilities in Water District #1 \$286,000.00. Nike Base Trailers \$122,000.00. Nike Base Training Center \$113,000.00. Commuter Parking Lot \$145,000.00.

The December 2004 Bonding was in the amount of \$800,000.00. The Purpose of the Bond Issue was for New York State Retirement Pension Bond.

The December 2005 Bonding was in the amount of \$6,684,500.00. The Purpose of the Bond issue consists of Constcution of a salt/sand dome at the Park Lane site for \$80,500. Corporate Park Drive water main replacement project in Water District #2 for \$110,000.00. Rye Lake Water Treatment Plant Project in Water District #2 for \$467,000.00. Purchase Police Vehicles for \$300,000.00. Reconstruction and resurfacing of Lincoln Ave. for \$410,000.00. Purchase equipment for the Police Dept and Various improvements for \$171,000.00. Various Village purposes for \$749,500.00. Reconstruction and resurfacing of roads for \$205,000.00. Construction and reconstruction of sidewalks for \$100,000.00 Infrastructure improvements relating to a new fire training center for \$825,000.00. Replacement of gas pumps at Gleason Garage for \$25,000.00. Improvements to various pump stations for \$42,500.00. Construction of a pesticide storage shed for \$32,000.00. Purchase equipment for the Highway Dept. for \$775,000.00. Purchase equipment for the Parks Dept. for \$168,000.00. Purchase portable Stage mobile for the Parks/Recreation Dept. for \$30,000.00. Purchase vehicles for the Sanitation Dept. for \$265,000.00. Various Village Purposes for \$462,000.00. Acquisition of various items of equipment for the MIS Dept for \$320,000.00. Various infrastructure improvements in connection with the Nike base facility for \$92,000.00. Construction and reconstruction work at the Fire Training Center Nike Base for \$700,000.00. And Acquisition of real property owned by Irving N. Claremon for \$355,000.00.

The December 2006 Bonding was in the amount of \$8,894,940.00. The Purpose of the Bond Issue consists of GEO Tech Home Run \$81,000.00. MTA Courthouse \$168,000.00. Sewer and Storm water \$24,720.00. Oakland Ave \$430,000.00. Police Department \$757,000.00. Traffic \$25,500.00. Streetscape \$930,000.00. Vehicle canopy and fueling \$1,295,000.00. Road Resurfacing \$721,000.00. Generator, HVAC, Police and Nike \$180,000.00. Christmas Decorations \$12,500.00. Beaver Swamp Town Portion \$700,000.00. Drainage and Sewer Infrastructure \$205,000.00. Sewer and Off.Renovations Gleason \$51,500.00. Lincoln Roadway \$103,000.00. Fencing \$26,000.00. Garage Door Replacement \$12,500.00. Guagnini Security \$10,500.00. Fuel Tank Removal \$10,500.00. GTB Miscellaneous repairs and renovation \$103,000.00. Various Equipment \$465,500.00. Municipal Building Security System \$123,000.00. Municipal Building Boiler replacement \$102,000.00. Town wide garbage receipt \$11,000.00. Street lighting equipment and supplies \$32,000.00. Parks Backhoe attachments \$15,500.00. Highway 6 wheel dump trucks with plows \$359,000.00. Sanitation 1 25 yard rear packer \$175,500.00. Passidomo park \$327,000.00. Architectural Services for MTA Building Parking Garage \$70,000.00. Total WJWW \$1,367,720.00

The December 2007 Bonding was in the amount of \$6,415,310.00. The Purpose of the Bond Issue in Village consists of the following: Christmas Decorations \$17,500.00. Sidewalk Replacement \$206,000.00. Municipal Building Improvements \$103,000.00. Replace Generators \$130,000.00. Fencing \$26,000.00. Pick-up Trucks and Apparatus \$53,560.00. Planning and Design Courthouse \$86,000.00. Computer Hardware and Software \$865,000.00. HVAC Security System Design \$6,000.00. CourtHouse Construction Mgmt \$26,000.00. Various 2006 Capital Items \$87,000.00. Box Truck \$71,000.00. Reconstruction of Roads/NorEaster \$135,000.00. Diversified Technology Contract Passidomo Park North side and Exit Road \$320,000.00. Grandberg & Associates Planning and Design New CourtHouse \$110,000.00. Construction and Reconstruction of Sanitary and Storm Sewer System \$720,000.00. Road Resurfacing \$1,015,000.00. Heavy Equipment and Machinery \$911,550.00. Dump Truck \$41,200.00. Total WJWW \$1,485,500.00.

The June 2008 Bonding was in the amount of \$6,905,000 and \$5,733,820. The Purpose of the Bond Issue for \$6,905,000 in Village consists of the following: Renovation of the athletic fields at Passidomo Park \$1,700,000. Phase II of the renovation of the athletic fields at Passidomo Park \$3,763,000. Streetscape improvements in West Harrison \$1,442,000. The Purpose of the Bond Issue for \$5,733,820 in Village consists of the following: Phasell of the renovations of the athletic fields at Passidomo Park \$847,000. Planning and design costs in connection with improvements to the Passidomo Pool \$41,000. Relocation of underground cable & phone lines on Lk Street \$550,000. General construction & electrical components of the Mintzer Center Annex \$1,424,000. Planning & design costs in connection with improvements to the Passidomo Pool \$103,000. Planning & design cost in connection with the proposed Passidomo Pk Recreation Building \$42,200. HVAC & plumbing components of the Mintzer Center Annex \$426,420. Lake St Improvements \$2,300,000.

The March 16, 2011 Bonding was in the amount of \$10,696,070. The Purpose of the Bond issue for \$10,696,070 in Village consists of the following: Tax Certioraris \$1,521,000, Construction of a new pool at Passidomo Park \$5,681,000, Lake Street Streetscape Project \$228,000, Sidewalks \$83,000, Road resurfacing \$257,400, DPW facility \$107,000, Gleason garage \$25,470, Police Dept transformer and service upgrades \$39,500, Fencing \$70,700, Drainage improvements \$153,000. Police vehicle (new money) \$448,000, Various equipment for Police Department \$193,000, Reconstruction and construction of improvements to various Village buildings \$309,000, Reconstruction and resurfacing of various roads \$772,000, Construction and reconstruction of various Village sidewalks \$154,000, Purchase trucks and equipment \$654,000.

The January 26, 2011 Refunding Bonding was in the amount of \$10,280,000. The Purpose of the Bond issue for \$10,280,000 in Village consists of the following: Judgments, compromised claims (12/16/92 & 5/19/1993) Judgments, compromised claims(3/16/94) Total \$205,000. Objects or purposes having periods of probable usefulness of at least fifteen years (10/16/96), Construction of various storm water and surface drainage projects (10/16/96), Construction of sanitary sewer lines for Plymouth Road Sewer Districts (10/16/96), Construction of sanitary sewer lines for Pleasant Ridge Sewer District (10/16/96), Tax certiorari refunds (10/16/96), Total \$500,000. Reconstruct and resurface various roads and streets (8/5/98). Construction of storm drain Improvements(8/5/98), Payment of cost of site improvement pursuant to "Gache Judgment" (8/5/98), Construct sanitary sewer lines-Pleasant Ridge Road Rd (8/5/98), Increase and improve facilities at Water District #1 (7/1/98), Increase and improve facilities at Water District #1 (5/20/98), Increase and improve facilities at Water District #2 (8/5/98), Construct Caustic Soda Treatment Facility for Rye Lake Supply(5/20/98), Construct Upper High Service Booster Station (5/20/98) Total \$1,860,000. Improvements to Town Hall roof (10/8/97), Construct motorcycle garage for Police Department (10/8/97), Purchase machinery, equipment and apparatus (10/8/97), Construction of improvements at Brentwood Pool (10/8/97), Improvements at the Nike Composting Facility (10/8/97), Construction of a surface drainage system to serve the Brentwood Brook-Brentwood area (9/3/97), Increase and improvements of the facilities of Water District #2 (11/5/97 & 12/3/97), Construction of sanitary sewer lines for 14 Plymouth Road Sewer District (12/3/97), Total \$790,000. Payment of tax certiorari judgments or settled claims (3/3/99), Clean and line water mains for Water District #2 (2/3/99) Total \$1,300,000. Acquisition of Alamit Property Share for Water District No#1 (4/7/99) Total \$100,000. Machinery and Apparatus 15 year (6/7/00), Village Owned Building Reconstruction (6/7/00), Storm Water and Surface Drainage Facilities (6/7/00), Site Improvements (8/5/98), Brentwood Surface Drainage Facilities (3/1/00), Water District No.2 Facilities (4/17/00) Total \$2,500,000. Old Well Road Sanitary Sewer District (5/23/01), Westchester Joint Water Works Clean and Cement Water Lines (7/11/01), Westchester Joint Water Works Three Projects (7/11/01), Surface Drainage System (3/1/00) Total \$1,195,000. Improvements to the Police Station (1/24/02), Upgrade Park Lane Pump Station (9/12/02), Improvements/ Embellishment of Various Town parks (1/24/02), Reconstruction/Replacement of Sidewalks (1/24/02), Reconstruction and Resurfacing of Roads (1/24/02), Purchase of Heavy Motor Equipment (1/24/02), Establishment of Pleasant Ridge Sewer District #5 (9/12/02), Acquisition of Real Property Located in the Beaver Brook Swamp Area (9/26/02), Increase and Improvements to the Facilities of Water District #2 (2/14/02) Total \$1,830,000

The March 15, 2012 Bonding in the amount of \$3,804,700. The Purpose of the Bond issue for \$3,804,700 in Village consists of the following: Lake Street Streetscape Project total \$53,950, Reconstruction and construction of improvements to buildings \$318,750, Drainage Improvements \$1,807,000. In Sewer consists of the following: Increase and improvements of the facilities of the Sewer District \$932,000. In Special assessment consists of the following: Meadow Lane Drainage Improvement for \$490,000. Total WJWW is \$203,000

The December 15, 2012 Bonding in the amount of \$9,970,135, The Purpose of the Bond issue for \$4,893,815 in Village consists of the following: Tax certioraris is \$460,000, Purpose of multi-purpose trucks \$1,000,000, Pilgrim Road Drainage District planning \$100,000, Replacement of sidewalks \$360,500, Resurfacing of roads \$250,750, Improvements to various buildings \$351,050, Purchase of side loader \$302,000, Purchase of sanitation containers \$81,885, Container tipper retrofits \$24,720, Route optimization software \$36,050, Underground tank improvements \$25,750, Storm water and drainage improvements \$499,550, Vehicles for Recreation Department \$91,000, Heavy machinery and equipment \$528,000, Municipality software \$92,700, Equipment for Police Department \$85,100, Emergency operations center \$94,760, Police Department equipment \$296,000, Police Department vehicles \$214,000. The purpose of the Bond issue for \$1,327,320 in Sewer consists of the following. Establishment of century trail extension to the sewer district \$149,720, Construction of a sewer collection system \$539,000, Improvements to Brae Burn pump station \$381,100, Sewer district improvements \$257,500. the purpose of the Bond issue for \$3,749,000 in Water consists of the following. Water main installation along Old Lake Street \$647,000, Upgrades to the Anderson Hill Road booster pump station \$323,000, Modification to the Rye Lake pump station \$799,000, Initial phase of construction of the water filtration plant \$1,202,000, Joint water works projects \$778,000.

The February 13, 2013 Refunding Bonds in the amount of \$15,775,000, The purpose of the Bond being issued is to refund previous bonds that were issued. The 2003 bond was refunded in the amount of \$935,000, The 2004 bond was refunded in the amount of \$3,550,000, The 2005 bond was refunded in the amount of \$3,275,000, The 2006 bond was refunded in the amount of \$3,750,000, and the 2007 bond was refunded in the amount of \$4,265,000.

The December 4, 2013 Bonding in the amount of \$7,963,063, The Purpose of the Bond issue for \$4,713,063 in Village consists of the following: Westchester Country Club Settled Claims \$600,000, Various Drainage Improvements \$404,000, Various Buildings Improvements \$650,000, Road Resurfacing \$507,000, Reconstruction of Sidewalks \$50,000, Parking Lot Improvements \$60,000, Highway Dept Equipment \$36,000, Purchase of Machinery and Equipment for Public Works Dept-15PPU \$1,126,000, Purchase of Machinery & Equipment for Public Works Dept-10PPU \$46,000, Purchase of Equipment for Police Dept \$265,063, Purchase Vehicles for Police Dept \$322,000, Library Improvements \$77,000, Purchase of Equipment for Police Dept \$497,000, Purchase of Vehicles for Police Dept \$73,000. The Purpose of the Bond issue for \$3,250,000 in Water consists of the following: Consolidated Water District Improvements \$3,250,000.

TOWN OF HARRISON

2015 Budget

	<u>Date of Issue</u>	<u>Interest Rate</u>	<u>Balance 12/31/2014</u>	<u>Due 2015</u>	<u>Balance 12/31/2015</u>	<u>Final Maturity Date</u>
<u>SEWER MAINTENANCE FUND</u>						
Mamaroneck Valley Sewer	1/11 Ref	4.00%	29,700	14,850	14,850	05/16
Upgrade Park Lane Pump Station	1/11 Ref	4.00%	21,001	4,730	16,271	05/22
Public Improvements	03/12	2.250%	870,833	37,969	832,864	03/32
Public Improvements	12/12	2.000%	587,350	26,581	560,769	12/32
Public Improvements	12/14	3.500%	220,000	0	220,000	12/27
Total Sewer Maintenance Fund			\$1,728,884	\$84,130	\$1,644,754	

TOWN OF HARRISON

2015 Budget

	<u>Date of Issue</u>	<u>Interest Rate</u>	<u>Balance 12/31/2014</u>	<u>Due 2015</u>	<u>Balance 12/31/2015</u>	<u>Final Maturity Date</u>
<u>WATER DISTRICTS</u>						
Water District #2 Improvement	12/95	5.250%	90,000	90,000	0	12/15
DWSRF	07/99	2.235%	40,000	40,000	0	10/15
Improvements	12/06	3.750%	200,662	98,409	102,253	12/16
Improvements	12/07	4.000%	193,348	61,362	131,986	12/17
Improvements	1/11 Ref	4.000%	1,282,518	265,924	1,016,594	05/22
Improvements	03/12	2.250%	189,678	8,270	181,408	03/32
Improvements	12/12	2.000%	3,448,133	156,050	3,292,083	12/32
Improvements	02/13Ref	3.000%	2,105,000	70,000	2,035,000	12/28
Improvements	12/13	2.000%	3,250,000	125,731	3,124,269	12/33
Total Water District #2			\$10,799,339	\$915,746	\$9,883,593	
Total Water Districts			\$10,799,339	\$915,746	\$9,883,593	

TOWN OF HARRISON

2015 Budget

	<u>Date of Issue</u>	<u>Interest Rate</u>	<u>Balance 12/31/2014</u>	<u>Due 2015</u>	<u>Balance 12/31/2015</u>	<u>Final Maturity Date</u>
<u>FIRE DISTRICTS</u>						
<u>Fire District #1</u>						
Fire House Addition & Repairs	12/96	5.300%	50,000	25,000	25,000	12/16
Fire Dist #1 Truck	08/00	5.250%	210,000	35,000	175,000	08/20
Total Fire District #1			\$260,000	\$60,000	\$200,000	
<u>Fire District #2</u>						
Fire Truck	09/98	4.750%	60,000	15,000	45,000	09/18
Total Fire District #2			\$60,000	\$15,000	\$45,000	
Total Fire Districts			\$320,000	\$75,000	\$245,000	

TOWN OF HARRISON

2015 Budget

	<u>Date of Issue</u>	<u>Interest Rate</u>	<u>Balance 12/31/2014</u>	<u>Due 2015</u>	<u>Balance 12/31/2015</u>	<u>Final Maturity Date</u>
<u>SPECIAL ASSESSMENTS</u>						
Plymouth Road Sewer #1	1/11 Ref	4.000%	3,240	1,620	1,620	05/16
Pleasant Ridge Rd Sewer #1	1/11 Ref	4.000%	5,220	2,610	2,610	05/16
Pleasant Ridge Rd Sewer #2	1/11 Ref	4.000%	14,106	3,557	10,549	05/18
Plymouth Road Sewer #1	1/11 Ref	4.000%	4,196	1,049	3,147	05/18
Pleasant Ridge Rd Sewer #5	1/11 Ref	4.000%	19,200	4,324	14,876	05/22
Old Well Sewer #1	1/11 Ref	4.000%	153,535	22,681	130,854	05/21
Meadow Lane Drainage	3/12	2.250%	457,842	19,962	437,880	03/32
Century Trail Extension	12/12	2.000%	137,704	6,233	131,471	12/32
Woods End Sewer	12/12	2.000%	495,743	22,436	473,307	12/32
Pilgrim Road Drainage District	12/12	2.000%	91,975	4,162	87,813	12/32
Total Special Assessments			\$1,382,761	\$88,634	\$1,294,127	
TOTAL BONDS			64,737,943	5,403,063	59,334,880	

2015
BUDGET

Department	Actual 2013	Budget 2014	Year End Est 2014	Adopted Budget 2015
Town Board				
1-1010				
102 Salaries	72,336	72,336		72,336
403 Office Supplies	0	0		0
406 Travel/Conference/Continuing Education	0	0		0
418 Telephone	0	0		0
433 Memberships & Dues	0	0		0
Total Contractual	0	0		0
Total Town Board	72,336	72,336	0	72,336
Town Justice				
1-1110				
102 Salaries	430,941	471,976		540,182
120 Overtime	11,632	11,000		11,000
124 Comp Time Earned/Payout	3,398	3,174		0
130 Part-Time Salaries	43,423	26,000		9,000
151 Sick Incentive Payout	963	1,712		2,184
181 Longevity	3,223	6,050		6,171
182 Salaries Vac & Ret	0	0		0
185 Incentive Pay	0	0		0
Total Personal Services	493,580	519,912	0	568,537
210 Furniture & Furnishings	2,640	4,250		700
220 Office Equipment	0	0		0
250 Equipment Fixed Asset	0	0		0
Total Equipment	2,640	4,250	0	700
402 Equipment Mtce and Repairs	304	0		600
403 Office Supplies	4,295	1,200		1,200
406 Travel/Conference/Continuing Education	1,138	1,400		1,400
407 Special Services/Programs	65,843	75,000		70,000
409 Computer Exp/Ser/Training	0	0		0
410 Materials and Supplies	1,006	0		0
430 Printing & Stationary	10,790	500		500
433 Memberships & Dues	500	750		750
445 Books & Publications	2,755	2,700		4,500
476 Software Maintenance	871	1,200		1,200
486 Meals: Jurors/Prisoners	0	400		400
Total Contractual	87,502	83,150	0	80,550
Total Town Justice	583,722	607,312	0	649,787

2015
BUDGET

Department	Actual 2013	Budget 2014	Year End Est. 2014	Adopted Budget 2015
Supervisor				
1-1220				
102 Salaries	293,246	303,876		306,846
120 Overtime	0	0		0
124 Comp Time Earned /Payout	0	0		0
130 Part-Time Salaries	0	0		0
151 Sick Incentive Payout	0	0		692
182 Salaries-Vac & Ret	0	0		0
Total Personal Services	293,246	303,876	0	307,538
403 Office Supplies	392	600		100
406 Travel/Conference/Continuing Education	1,069	1,220		1,100
417 Postage	0	500		500
418 Telephone	744	800		800
430 Printing & Stationary	175	300		300
433 Memberships & Dues	2,080	2,730		2,730
445 Books & Publications	0	100		0
Total Contractual	4,460	6,250	0	5,530
Total Supervisor	297,706	310,126	0	313,068

Department	2015 BUDGET			Adopted Budget 2015
	Actual 2013	Budget 2014	Year End Est. 2014	
Comptroller				
1-1315				
102 Salaries	348,873	362,969		370,228
120 Overtime	14,895	15,000		20,000
124 Comp Time Earned/Payout	0	0		0
130 Part-Time Salaries	0	0		0
151 Sick Incentive Payout	2,673	2,291		2,316
181 Longevity	6,570	6,755		7,368
Total Personal Services	373,011	387,015	0	399,912
220 Office Equipment	0	0		0
Total Equipment	0	0	0	0
403 Office Supplies	875	800		800
406 Travel/Conference/Continuing Education	929	900		900
407 Special Service/Programs	3,834	2,500		2,500
415 Schooling	0	0		0
418 Telephone	1,088	1,280		1,280
430 Printing & Stationary	0	300		300
433 Memberships & Dues	459	750		750
445 Books & Publications	282	250		300
Total Contractual	7,467	6,780	0	6,830
Total Comptroller	380,478	393,795	0	406,742
Audit & Accounting				
1-1320				
407 Special Services /Programs	32,725	37,765		38,935
Total Audit & Accounting	32,725	37,765	0	38,935

Department	2015 BUDGET			Adopted Budget 2015
	Actual 2013	Budget 2014	Year End Est. 2014	
Receiver of Taxes				
1-1330				
102 Salaries	208,940	215,400		217,727
120 Overtime	0	300		300
124 Comp Time Earned/Payout	0	0		0
151 Sick Incentive Payout	857	892		910
181 Longevity	3,684	3,757		4,310
Total Personal Services	213,481	220,349	0	223,247
210 Furniture & Furnishings	0	0		1,650
220 Office Equipment	0	0		100
Total Equipment	0	0	0	1,750
403 Office Supplies	0	0		200
407 Special Services/Programs	0	240		250
418 Telephone	386	500		500
430 Printing & Stationary	4,200	4,100		4,000
433 Memberships & Dues	275	325		325
Total Contractual	4,861	5,165	0	5,275
Total Receiver of Taxes	218,342	225,514	0	230,272

2015
BUDGET

Department	Actual 2013	Budget 2014	Year End Est. 2014	Adopted Budget 2015
Purchasing				
1-1345				
102 Salaries	115,724	94,107		97,277
120 Overtime	8,595	10,000		10,000
124 Comp Time Earned/Payout	0	0		0
130 Part-Time Salaries	10,483	37,000		12,500
151 Sick Incentive Payout	0	0		0
181 Longevity	1,612	2,818		2,874
182 Salaries Vac & Ret.	0	0		0
185 Incentive Pay	0	0		0
Total Personal Services	136,414	143,925	0	122,651
210 Furniture & Furnishings	0	0		0
240 Other Equipment	0	0		0
Total Equipment	0	0	0	0
403 Office Supplies	16,388	16,000		16,000
406 Travel/Conference/Continuing Education	0	0		0
409 Computer Exp/Ser/Training	0	4,400		4,400
410 Materials & Supplies	0	0		0
418 Telephone	244	500		300
430 Printing & Stationary	0	0		0
433 Membership and Dues	100	100		150
445 Books & Publications	738	1,110		1,300
Total Contractual	17,470	22,110	0	22,150
Total Purchasing	153,884	166,035	0	144,801

2015
BUDGET

Department	Actual 2013	Budget 2014	Year End Est. 2014	Adopted Budget 2015
Assessor				
1-1355				
102 Salaries	180,110	190,155		193,958
120 Overtime	812	1,000		1,000
130 Part time Salaries	0	0		0
151 Sick Incentive Payout	583	607		619
181 Longevity	2,072	2,113		2,155
182 Salaries Vac & Ret.	0	0		0
185 Incentive Pay	0	0		0
Total Personal Services	183,577	193,875	0	197,732
210 Furniture & Furnishings	0			0
220 Office Equipment	0			0
240 Other Equipment	0			0
Total Equipment	0	0	0	0
403 Office Supplies	1,601	650		350
406 Travel/Conference/Continuing Education	476	1,000		1,000
407 Special Services/Programs	3,471	100		0
415 Schooling	200	1,300		1,300
418 Telephone	2,016	1,750		1,750
428 Legal Notices	144	200		300
430 Printing & Stationary	150	200		150
433 Memberships & Dues	100	1,500		1,500
445 Books & Publications	84	0		0
470 Gasoline	856	1,000		1,000
476 Software Maintenance	0	0		0
481 Mapping Program	708	2,500		2,500
483 Appraisal	0	0		0
4425 Appraisals/Special Items	0	0		0
Total Contractual	9,806	10,200	0	9,850
Total Assessor	193,383	204,075	0	207,582

2015
BUDGET

Department	Actual 2013	Budget 2014	Year End Est. 2014	Adopted Budget 2015
Town Clerk				
1-1410				
102 Salaries	216,791	202,539		204,608
120 Overtime	0	0		0
130 Part-Time Salaries	0	0		0
140 Part-Time Summer Salaries	0	0		0
151 Sick Incentive Payout	0	471		0
181 Longevity	2,072	2,113		2,155
182 Salaries-Vac & Ret	5,389	0		0
Total Personal Services	224,252	205,123	0	206,763
210 Furniture & Furnishings	0	0		0
220 Office Equipment	3,168	3,000		3,000
Total Equipment	3,168	3,000	0	3,000
403 Office Supplies	1,132	1,200		1,600
406 Travel /Conference/Continuing Education	1,000	1,700		1,700
407 Special Services/Programs*	1,869	2,300		850
409 Computer Exp/Ser/Training	0	0		0
410 Materials and Supplies	0	0		0
415 Schooling	0	0		0
418 Telephone	1,126	1,000		150
428 Legal Notices	89	200		200
430 Printing & Stationary	653	1,000		2,000
433 Memberships & Dues	200	250		300
445 Books & Publications	0	50		50
476 Software Maintenance	1,230	1,500		1,700
Total Contractual	7,299	9,200	0	8,550
Total Town Clerk	234,719	217,323	0	218,313
* Micro Filming and Scanning				
Archive				
1-1411				
130 Part-Time Salaries	2,956	4,000	0	4,000
Total Personal Services	2,956	4,000	0	4,000
407- Special Services/Programs	0	0		0
410 Materials and Supplies	0	0		1,000
Total Contractual	0	0	0	1,000
804 Payment of MTA Payroll Tax	11	14		14
830 Social Security	186	248		248
835 Medicare	43	58		58
Total Benefits	240	320	0	320
Total Archive	3,196	4,320	0	5,320

Department	2015 BUDGET			Adopted Budget 2015
	Actual 2013	Budget 2014	Year End Est. 2014	
Law				
1-1420				
102 Salaries	238,623	282,599		279,303
120 Overtime	0	1,000		1,000
124 Comp Time Earned/Payout	0	0		0
130 Part-Time Salaries	21,647	0		0
151 Sick Incentive Payout	0	0		674
181 Longevity	2,072	2,113		2,155
Total Personal Services	262,342	285,712	0	283,132
210 Furniture & Furnishings	0	0		1,000
220 Office Equipment	992	1,000		0
Total Equipment	992	1,000	0	1,000
403 Office Supplies	861	750		750
407 Special Services/Programs	3,847	20,000		20,000
418 Telephone	1,480	1,400		1,400
428 Legal Notices	445	6,000		6,000
430 Printing & Stationary	0	2,000		2,000
445 Books/Publications	29,252	27,000		27,000
4428 Legal Notices/Special Items	0	7,000		7,000
4430 Gen'l Liability-Self Ins	62,122	175,000		175,000
4431 Legal/Oth/Genliab/Selfins	239,917	185,000		185,000
4442 Prof Fees-Legal Other	78,207	125,000		125,000
4449 Prof Fees-Negotiations	72,142	95,000		95,000
Total Contractual	488,273	644,150	0	644,150
Total Law	751,607	930,862	0	928,282

2015
BUDGET

Department	Actual 2013	Budget 2014	Year End Est. 2014	Adopted Budget 2015
Engineering				
1-1440				
102 Salaries	272,405	269,219		280,167
120 Overtime	9,294	0		1,000
124 Comp Time Earned/Payout	0	0		0
151 Sick Incentive Payout	1,618	1,574		1,624
181 Longevity	2,302	1,174		1,677
182 Salaries-Vac & Ret.	14,402	0		0
Total Personal Services	300,021	271,967	0	284,468
220 Office Equipment	0	3,756		0
Total Equipment	0	3,756	0	0
402 Equipment Maintenance & Repairs	1,200	1,500		3,200
403 Office Supplies	154	750		750
406 Travel/Conference/Continuing Education	1,444	1,000		1,000
407 Special Services/Programs	33,964	60,000		85,000
409 Computer Exp/Ser/Training	2,752	0		0
410 Materials and Supplies	0	0		0
415 Schooling	200	4,100		2,000
418 Telephone	2,054	3,000		3,000
423 Uniforms/Shoe/Tool Allowance	1,500	1,500		1,500
430 Printing and Stationary	39	100		100
433 Memberships & Dues	370	1,730		605
444 Cable TV	0	0		0
470 Gasoline	2,315	2,624		2,496
476 Software Maintenance	3,253	5,500		5,500
Total Contractual	49,245	81,804	0	105,151
Total Engineering	349,266	357,527	0	389,619

Department	2015 BUDGET			Adopted Budget 2015
	Actual 2013	Budget 2014	Year End Est. 2014	
Board of Elections				
1-1450				
120 Overtime	0	1,000		1,000
Total Personal Services	0	1,000	0	1,000
407 Special Services/Programs	37,636	42,000		42,000
Total Contractual	37,636	42,000	0	42,000
Total Board of Elections	37,636	43,000	0	43,000

Department	2015 BUDGET			Adopted Budget 2015
	Actual 2013	Budget 2014	Year End Est. 2014	
Public Works Administration				
1-1490				
102 Salaries	270,156	280,747		291,202
120 Overtime	0	300		300
124 Comp Time Earned/Payout	0	0		0
130 Part-Time Salaries	0	0		0
151 Sick Incentive Payout	492	1,579		522
181 Longevity	1,151	1,644		1,677
182 Salaries-Vac & Ret	0	0		0
185 Incentive Pay out	0	0		0
Total Personal Service	271,799	284,270	0	293,701
220 Office Equipment	875	0		0
210 Furniture and Furnishings	0	0		500
242 Safety Equipment	1,254	5,000		5,000
Total Equipment	2,129	5,000	0	5,500
402 Equip Mnce and Repairs	1,190	5,198		1,280
403 Office Supplies	208	250		250
406 Travel /Conference/Continuing Education	0	0		0
415 Schooling	0	0		0
418 Telephone	1,134	1,680		1,680
423 Uniform/Shoe/Tool Allowance	750	750		750
430 Printing & Stationary	230	300		500
433 Memberships & Dues	25	200		250
445 Books & Publications	0	0		0
470 Gasoline	5,667	6,495		4,680
476 Software Maintenance	1,340	1,340		1,340
Total Contractual	10,544	16,213	0	10,730
Total Public Works Admin.	284,472	305,483	0	309,931

Department	2015 BUDGET			Adopted Budget 2015
	Actual 2013	Budget 2014	Year End Est. 2014	
Central Services				
1-1610				
102 Salaries	95,303	99,154		83,859
120 Overtime	0	0		0
130 Part-Time Salaries	37,365	48,300		50,000
151 Sick Incentive Payout	730	0		388
153 P/T Telephone Operator	0	0		0
181 Longevity	3,223	3,287		3,352
Total Personal Services	136,621	150,741	0	137,599
402 Equipment Maintenance & Repairs	30,903	35,000		42,000
403 Office Supplies	9,172	7,500		7,500
407 Special Services/Programs	3,150	3,600		3,600
412 Central Supplies	3,230	3,430		3,430
415 Schooling	0	0		0
417 Postage	36,397	45,000		45,000
418 Telephone	20,484	22,000		22,000
428 Legal Notices	920	1,500		1,500
430 Printing & Stationary	39	1,000		3,000
445 Books & Publications	221	350		600
Total Contractual	104,516	119,380	0	128,630
Total Central Services	241,137	270,121	0	266,229

2015
BUDGET

Department	Actual 2013	Budget 2014	Year End Est. 2014	Adopted Budget 2015
General Town Buildings				
1-1620				
102 Salaries	668,626	736,468		758,408
120 Overtime	12,097	30,000		30,000
130 Part-Time Salaries	33,135	0		4,810
151 Sick Incentive Payout	1,250	1,250		2,000
181 Longevity	14,387	14,344		11,758
182 Salaries-Vac & Ret.	6,546	0		0
183 Salaries-Out of Title	5,997	8,000		6,500
185 Incentive Pay	0	0		0
Total Personal Services	742,038	790,062	0	813,476
240 Other Equipment	7,969	9,000		9,000
Total Equipment	7,969	9,000	0	9,000
401 Building Maintenance & Supplies	154,067	125,000		135,000
402 Equipment Maintenance & Repairs	19,860	19,000		25,000
403 Office Supplies	28	135		135
405 Care of Grounds	0	0		0
407 Special Services /Programs	2,398	5,000		5,000
416 Rentals	1,811	6,240		6,600
418 Telephone	7,414	7,176		6,000
419 Electric and Gas/ConEdison	0	0		0
420 PASNY (Electric)	133,118	150,000		170,000
421 Water Utility	7,476	9,000		9,000
423 Uniforms/Shoe/Tool Allow	5,483	6,000		6,600
444 Cable TV	1,719	1,720		2,000
470 Gasoline	13,463	17,100		11,136
479 Auto Body Work	0	0		0
480 Exterminating	12,664	14,000		14,000
496 Tank Inspection/Plan review	0	750		750
Total Contractual	359,501	361,121	0	391,221
Subtotal Gen'l Town Bldgs.	1,109,508	1,160,183	0	1,213,697

(Continued on next page)

Department	2015 BUDGET			Adopted Budget 2015
	Actual 2013	Budget 2014	Year End Est. 2014	
General Town Buildings				
1-1620				
501 Municipal Building	9,561	13,500		5,000
502 Utility Garage	58,621	50,000		70,000
504 Silver Lake Park Building	10,527	10,000		13,000
505 Miscellaneous Buildings	1,341	3,000		3,000
506 Girl Scout House	8,405	8,000		11,000
510 Gas-Mintzer Center	21,113	22,000		26,000
511 Gas-Sollazzo Center	9,131	8,500		12,000
512 Gas-Legion Hall	4,268	5,000		7,000
513 Gas-Police	9,011	9,000		12,000
514 Gas-Community Center	3,269	4,000		4,000
515 Nike Site	19,448	19,000		22,000
516 D.O.T. Transfer Facility	17,748	15,000		17,000
517 Mintzer Center Annex	5,535	7,000		7,000
Total Utilities	177,978	174,000	0	209,000
Total General Town Buildings	1,287,486	1,334,183	0	1,422,697

Department	2015 BUDGET			Adopted Budget 2015
	Actual 2013	Budget 2014	Year End Est. 2014	
Central Garage				
1-1640				
102 Salaries	598,104	657,135		711,118
120 Overtime	13,296	10,000		10,000
130 Part-Time Salaries	28,656	0		0
151 Sick Incentive Payout	1,500	1,000		2,088
181 Longevity	10,047	9,439		10,109
182 Salaries- Vac. & Ret.	504	0		0
183 Salaries-Out of Title	0	1,000		8,800
Total Personal Services	652,107	678,574	0	742,115
240 Other Equipment	2,096	3,000		3,500
Total Equipment	2,096	3,000	0	3,500
402 Equipment Maintenance & Repairs	8,915	10,000		10,000
403 Office Supplies	0	50		50
406 Travel/Conference/Continuing Education	0	0		0
407 Special Service/Programs	50	2,650		2,650
410 Materials & Supplies	3,305	3,000		3,000
415 Schooling	0	750		750
416 Rentals	3,042	2,500		2,500
418 Telephone	943	900		1,100
423 Uniforms/Shoe/Tool Allow	11,880	11,750		13,050
430 Printing and Stationary	140	0		0
470 Gasoline	1,573	2,250		1,920
472 Diesel Fuel	4,541	5,500		5,148
479 Auto Body Work	0	0		0
Total Contractual	34,389	39,350	0	40,168
Total Central Garage	688,592	720,924	0	785,783

Department	2015 BUDGET			Adopted Budget 2015
	Actual 2013	Budget 2014	Year End Est. 2014	
Central Data Processing				
1-1680				
102 Salaries	268,116	278,949		284,528
120 Overtime	0	0		0
151 Sick Incentive Payout	1,420	1,477		1,507
182 Salaries-Vac. & Ret.	0	0		0
Total Personal Services	269,536	280,426	0	286,035
210 Furniture and Furnishings	159	0		0
240 Other Equipment	10,573	9,100		13,000
Total Equipment	10,732	9,100	0	13,000
402 Equipment Maintenance & Repairs	668	1,200		1,200
403 Office Supplies	6,835	7,500		7,500
406 Travel/Conference/Continuing Education	0	1,500		500
407 Special Services	397	0		0
409 Computer Exp/Ser/Training	0	0		0
415 Schooling	0	0		0
418 Telephone	5,296	5,000		5,000
433 Membership and Dues	0	50		250
444 Cable TV	0	0		0
445 Books and Publications	0	0		0
476 Software Maintenance	76,185	84,761		105,708
Total Contractual	89,381	100,011	0	120,158
Total Central Data Processing	369,649	389,537	0	419,193

Department	2015 BUDGET			Year End Est. 2014	Adopted Budget 2015
	Actual 2013	Budget 2014			
Special Items					
1-1900					
4407 Special Services	70,374	75,000			75,000
4433 Membership and Dues	500	1,000			0
4436 Insurance Premiums	125,080	120,000			130,000
4440 Real Property Taxes	103,536	105,750			105,750
4441 Awards & Plaques	0	950			950
4452 ETPA-Tenant Protection	2,920	3,100			3,100
4461 Judgements and Claims	0	0			0
4488 General Code	3,461	6,000			6,000
4490 Contingent	0	201,800			200,000
4491 Deficit Reduction	0	0			0
Total Items	305,871	513,600		0	520,800
Total Special Items	305,871	513,600		0	520,800

2015
BUDGET

Department	Actual 2013	Budget 2014	Year End Est. 2014	Adopted Budget 2015
Law Enforcement				
1-3120				
102 Salaries	5,873,088	6,299,893		6,546,966
120 Overtime	1,077,742	600,000		700,000
124 Comp Time Earned/Payout	0	0		0
125 Training Comp Time Hours	176,516	182,792		194,544
151 Sick Incentive Payout	37,437	51,258		69,366
152 Salaries-Holidays	308,894	341,211		363,128
154 P/T School Crossing Guards	218,177	213,074		213,074
155 Salaries-Civilian Employees	344,362	548,943		486,713
157 Overtime-Civilian Employ	0	0		0
156 Part-Time Civilian Salaries	98,763	70,000		100,000
158 Overtime Special Detail	204,267	175,000		175,000
181 Longevity	249,515	264,869		246,086
182 Salaries-Vac & Ret.	6,968	0		0
185 Incentive Pay	0	0	0	0
Total Personal Services	8,595,729	8,747,040	0	9,094,877
210 Furniture & Furnishings	2,887	3,000		3,000
220 Office Equipment	38,356	0		0
240 Other Equipment	0	0		0
Total Equipment	41,243	3,000	0	3,000
402 Equipment Maintenance & Repairs	92,275	141,500		130,000
403 Office Supplies	13,138	15,000		15,000
406 Travel/Conference/Continuing Education	1,546	4,760		4,780
407 Special Services/Programs	75,696	35,000		157,000
409 Computer Exp/Ser/Training	1,616	11,600		11,714
410 Materials & Supplies	48,716	22,614		36,662
415 Schooling	4,698	31,480		35,640
416 Rentals	1,515	1,000		1,000
417 Postage	421	1,000		1,000
418 Telephone	105,519	98,000		98,000
423 Uniforms/Shoe/Tool Allow	93,377	85,900		87,900
425 Dry Clean Uniforms	23,304	25,000		25,000
430 Printing & Stationary	2,896	8,000		8,000
433 Memberships & Dues	700	1,000		1,000
436 Insurance Premiums	105,067	125,800		125,000
443 Radio Alarm Siren Mainten.	11,369	8,000		8,000
444 Cable	249	525		525
451 Books, Serials, Periodicals	2,140	5,370		5,370
470 Gasoline	164,276	175,000		175,000
471 K-9 Services	24,140	20,000		20,000
476 Software Maintenance	101,802	114,555		125,083
479 Auto Body Work	15,390	0		0
491 School Resource Officer (SRO)	177	5,220		5,220
Total Contractual	890,027	936,324	0	1,076,894
Subtotal Law Enforcement	9,526,999	9,686,364	0	10,174,771

(Continued on next page)

2015
BUDGET

Department (con't)	Actual 2013	Budget 2014	Year End Est. 2014	Adopted Budget 2015
Law Enforcement				
1-3120				
804 Payment of MTA Payroll Tax	29,050	30,387		31,638
810 NYS Retirement	2,308,201	2,070,462		2,071,000
830 Social Security	426,154	516,060		551,935
835 Medicare	120,167	130,046		134,928
840 Workers Compensation	910,904	889,000		750,000
845 Life Insurance	3,738	5,880		6,500
850 Un-Employment Insurance	13,257	18,000		18,000
855 Disability	1,402	2,000		2,000
860 Major Medical	4,190,000	4,190,000		4,240,000
861 Medicare Reimbursements	138,624	140,000		145,000
865 Health Insurance Buy Out	17,431	18,556		19,484
870 Dental Plan	109,720	123,000		131,000
875 Vision/Extra CSEA Benefit	24,924	29,000		29,000
876 Optical Reimbursement	2,137	20,400		19,200
Total Benefits	8,295,709	8,182,791	0	8,149,686
Total Law Enforcement	17,822,708	17,869,155	0	18,324,457
Youth Forum				
1-3125				
102 Salaries	82,869	86,218		87,942
120 Overtime	0	0		0
124 CSEA Comp Time Earned/Payout	139	0		0
181 Longevity	2,072	2,113		2,155
Total Personal Services	85,080	88,331	0	90,097
240 Other Equipment	0	0		0
Total Equipment	0	0	0	0
403 Office Supplies	5,066	7,050		7,040
418 Telephone	709	800		800
Total Contractual	5,775	7,850	0	7,840
Total Youth Forum	90,855	96,181	0	97,937

Department	2015 BUDGET			Adopted Budget 2015
	Actual 2013	Budget 2014	Year End Est. 2014	
Traffic				
1-3310				
102 Salaries	113,473	122,182		84,695
120 Overtime	9,080	2,000		10,000
124 Comp Time Earned/Payout	0	0		0
140 P/T Summer Salaries	15,136	6,000		25,000
151 Sick Incentive Payout	863	1,040		742
181 Longevity	2,072	2,113		0
Total Personal Services	140,624	133,335	0	120,437
210 Furniture and Furnishings	0	0		0
230 Motor Vehicles	0	0		0
240 Other Equipment	2,557	0		0
Total Equipment	2,557	0	0	0
402 Equipment Maintenance & Repairs	5,961	9,000		9,500
407 Special Services/Programs	0	17,000		18,000
410 Materials & Supplies	15,901	24,515		35,500
418 Telephone	385	600		600
479 Auto Body	5,911	5,000		5,000
Total Contractual	28,158	56,115	0	68,600
Total Traffic	171,339	189,450	0	189,037

2015
BUDGET

Department	Actual	Budget	Year End Est.	Adopted
Fire Inspection	2013	2014	2014	Budget
1-3420				2015
102 Salaries	76,080	79,155		80,738
120 Overtime	0	0		0
124 Comp Time Earned/Payout	3,398	5,199		5,303
130 Part-Time Salaries	29,088	30,000		30,000
181 Longevity	2,072	2,113		2,155
182 Salaries-Vac& Ret.	0	0		0
Total Personal Services	110,638	116,467	0	118,196
240 Other Equipment	0	0		0
Total Equipment	0	0	0	0
402 Equipment Maintenance & Repairs	78	450		750
403 Office Supplies	94	250		250
407 Special Service/Programs	16	160		160
410 Materials and Supplies	1,575	1,400		1,400
415 Schooling	350	650		650
418 Telephone	1,247	1,400		1,400
423 Uniforms/Shoe/Tool Allow	240	600		600
430 Printing & Stationary	377	400		400
433 Memberships & Dues	389	500		550
445 Books & Publications	110	1,500		1,500
470 Gasoline	1,332	1,500		1,500
476 Software Maintenance	2,472	2,600		2,600
Total Contractual	8,280	11,410	0	11,760
Total Fire Inspection	118,918	127,877	0	129,956
Safety From Animals				
1-3510				
407 Special Services/Programs*	42,834	45,000		48,000
Total Safety From Animals	42,834	45,000	0	48,000

*New Rochelle Humane Society and Ace Trapping

Department	2015 BUDGET			Adopted Budget 2015
	Actual 2013	Budget 2014	Year End Est. 2014	
Safety Inspection (Bldg. Dept.)				
1-3620				
102 Salaries	611,238	652,331		679,420
120 Overtime	3,763	15,000		10,000
124 Comp Time Earned/Payout	0	0		0
130 Part-Time Salaries	0	0		5,000
151 Sick Incentive Payout	1,641	1,708		1,742
181 Longevity	6,653	6,809		6,943
182 Salaries-Vac & Ret.	9,457	0		0
Total Personal Services	632,752	675,848	0	703,105
250 Equipment Fixed Assets	40,327	0		0
Total Equipment	40,327	0		0
402 Equipment Mtce and Repairs	0	3,900		4,300
403 Office Supplies	1,899	900		900
407 Special Services/Programs	14,088	5,000		5,000
409 Computer Exp/Ser/Training	139	0		0
415 Schooling	0	0		0
418 Telephone	6,183	7,000		7,000
423 Uniforms/Shoe/Tool Allow	1,016	1,200		1,200
430 Printing & Stationary	203	400		400
433 Memberships & Dues	2,021	2,450		2,450
445 Books & Publications	0	1,100		1,100
470 Gasoline	4,755	7,000		7,000
Total Contractual	30,304	28,950	0	29,350
Total Safety Inspection (Bldg.Dept.)	703,383	704,798	0	732,455

2015
BUDGET

Department	Actual 2013	Budget 2014	Year End Est. 2014	Adopted Budget 2015
Town Supported Community Organization(TSCO)				
Volunteer Ambulance Corps				
1-4540				
240 Other Equipment	0	0		0
407 Special Services/Programs	521,300	550,000		550,000
418 Telephone	780	1,000		1,000
419 Electric & Gas/Con Edison	0	0		0
420 PASNY (Electric)	0	0		0
422 Gas Heat	3,713	4,500		5,000
470 Gasoline	3,599	3,800		4,000
472 Diesel Fuel	21,784	22,000		22,000
476 Software Maintenance	0	1,000		0
Total Contractual	551,176	582,300	0	582,000
Total Vol. Ambulance Corps/TSCO	551,176	582,300	0	582,000
Public Library				
Purchase Free Library				
1-7410				
407 Special Services/Programs	215,100	218,350		221,756
Total Purchase Free Library/TSCO	215,100	218,350	0	221,756
8040-4463 Council for the Arts/(TSCO)	5,500	5,500		5,500
8040-4464 Youth Council(TSCO)	57,000	57,000		57,000
8040-4465 Harrison Children's Center(TSCO)	20,000	20,000		20,000
Total Home & Community Serv (TSCO)	82,500	82,500	0	82,500
Street Lighting				
1-5182				
240 Other Equipment	888	500		500
Total Equipment	888	500	0	500
402 Equipment Maintenance & Repairs	0	2,000		2,000
407 Special Services /Programs	2,728	1,610		1,000
410 Materials & Supplies	59,059	35,000		35,000
415 Schooling	0	0		0
419 Electric & Gas/Con Edison	15,155	15,000		17,000
420 PASNY (Electric)	396,727	413,000		420,000
423 Uniforms/Shoe/Tool Allow	600	0		0
445 Books and Publications	137	0		0
470 Gasoline	2,031	2,755		2,074
472 Diesel Fuel	4,394	4,897		5,522
Total Contractual	480,831	474,262	0	482,596
Total Street Lighting	481,719	474,762	0	483,096

Department	2015 BUDGET			Adopted Budget 2015
	Actual 2013	Budget 2014	Year End Est. 2014	
Publicity 1-6410				
410 Materials & Supplies	0	0	0	0
Total Publicity	0	0	0	0
Community Services 1-6989				
102 Salaries	61,008	96,110		101,774
130 Part-Time Salaries	25,741	16,500		40,000
Total Personal Services	86,749	112,610	0	141,774
240 Other Equipment	0	0		0
Total Equipment	0	0	0	0
402 Equip. Mtce. & Repairs	583	500		1000
403 Office Supplies	0	270		350
406 Travel/Conference/Continuing Education	500	1,050		980
418 Telephone	997	1,000		1,500
430 Printing and Stationary	818	1,000		1,200
433 Memberships & Dues	25	350		350
470 Gasoline	3,733	5,800		5,800
493 Taxi Programs for Seniors	3,912	4,000		5,000
Total Contractual	10,568	13,970	-	16,180
Total Community Services	97,317	126,580	0	157,954

2015
BUDGET

Department	Actual 2013	Budget 2014	Year End Est. 2014	Adopted Budget 2015
Recreation				
1-7020				
102 Salaries	785,067	797,751		804,186
120 Overtime	0	0		0
124 Comp Time Earned/Payout	7,856	0		0
130 Part-Time Salaries	506,555	520,000		528,000
151 Sick Incentive Payout	4,307	3,327		3,146
181 Longevity	8,289	10,097		11,919
182 Salaries-Vac & Ret	0	28,720		0
Total Personal Services	1,312,074	1,359,895	0	1,347,251
210 Furniture & Furnishings	0	0		100
240 Other Equipment	0	0		0
Total Equipment	0	0	0	100
402 Equipment Maintenance & Repairs	3,938	7,000		7,000
403 Office Supplies	1,351	3,800		3,800
406 Travel/Conference/Continuing Education	0	2,500		2,500
407 Special Services/Programs	112,689	125,000		125,000
409 Computer Exp/Ser/Training	2,844	0		0
410 Materials & Supplies	42,309	50,000		50,000
413 Moving & Transportation	45,380	50,000		50,000
415 Schooling	0	0		0
416 Rentals	18,425	25,000		25,000
418 Telephone	8,637	9,000		9,000
423 Uniforms/Shoe/Tool Allow	946	2,000		2,000
430 Printing & Stationary	0	2,000		2,000
433 Memberships & Dues	818	800		800
434 Misc. Supplies	1,963	2,000		2,000
436 Insurance Premiums	5,524	6,000		6,000
444 Cable TV	219	1,000		1,000
445 Books and Publications	0	0		0
446 Joint Recreation Program	21,355	23,800		23,800
470 Gasoline	5,020	8,500		8,500
476 Software Maintenance	15,576	15,000		15,000
494 Refurbishing Courts/Floor	2,190	5,000		5,000
4408 Senior Lunch Program	47,883	46,500		46,500
Total Contractual	337,067	384,900	0	384,900
Total Recreation	1,649,141	1,744,795	0	1,732,251

2015
BUDGET

Department	Actual 2013	Budget 2014	Year End Est. 2014	Adopted Budget 2015
Parks & Playgrounds				
1-7140				
102 Salaries	1,029,831	1,055,394		1,079,862
120 Overtime	33,342	20,000		35,000
130 Part-Time Salaries	28,820	31,680		31,680
151 Sick Incentive Payout	3,448	3,456		4,007
181 Longevity	18,510	22,558		23,012
183 Salaries- Out of Title	3,737	3,000		5,000
Total Personal Services	1,117,688	1,136,088	0	1,178,561
220 Office Equipment	0	0		0
240 Other Equipment	23,679	27,000		27,000
Total Equipment	23,679	27,000	0	27,000
401 Building Maintenance & Supplies	1,274	3,500		2,500
402 Equipment Maintenance & Repairs	40,927	35,000		40,000
405 Care of Grounds	26,883	25,000		25,000
406 Travel/Conference/Continuing Education	0	0		0
407 Special Service/Programs	100	500		250
410 Materials & Supplies	11,389	15,000		15,000
415 Schooling	1,650	300		300
416 Rentals	3,497	0		0
418 Telephone	4,329	4,250		4,560
419 Electric & Gas/Con Edison	714	5,000		5,000
420 PASNY (Electric)	64,128	75,000		83,000
421 Water/Utility	27,092	31,000		31,000
423 Uniforms/Shoe/Tool Allow	10,347	11,100		9,300
433 Memberships & Dues	490	490		490
438 Chlorine/Pool Supplies & Mtce	58,753	75,000		75,000
470 Gasoline	14,075	15,138		20,160
472 Diesel Fuel	10,416	12,579		14,040
480 Exterminating	12,220	12,880		12,880
Total Contractual	288,284	321,737	0	338,480
Total Parks & Playground	1,429,651	1,484,825	0	1,544,041

Department	2015 BUDGET			Adopted Budget 2015
	Actual 2013	Budget 2014	Year End Est. 2014	
Historian				
1-7510				
130 Part-Time Salaries	0	0		0
Total Personal Services	0	0	0	0
210 Furniture & Furnishings	0	0		0
220 Office Equipment	202	0		0
Total Equipment	202	0	0	0
403 Office Supplies	0	0		0
406 Travel/Conference/Continuing Education	0	0		0
407 Special Service/Programs	830	2,000		2,000
417 Postage	0	0		0
418 Telephone	232	200		200
430 Printing & Stationary	0	0		0
433 Memberships & Dues	0	0		0
445 Books & Publications	0	0		0
Total Contractual	1,062	2,200	0	2,200
Total Historian	1,264	2,200	0	2,200
Celebrations				
1-7550				
407 Special Services/Programs	2,000	2,000		2,000
410 Materials & Supplies	8,990	0		0
Total Celebrations	10,990	2,000	0	2,000

Department	2015 BUDGET			Adopted Budget 2015
	Actual 2013	Budget 2014	Year End Est. 2014	
Board of Zoning Appeals				
1-8010				
403 Office Supplies	0	100		100
406 Travel and Conference	0	0		200
407 Special Service/Programs	0	1,000		0
415 Schooling	160	360		1,000
428 Legal Notices	0	400		400
Total Contractual	160	1,860	0	1,700
Total Board of Zoning Appeals	160	1,860	0	1,700
Planning Board				
1-8020				
102 Salaries	59,083	61,470		62,699
120 Overtime	4,729	6,000		7,800
151 Sick Incentive Payout	0	0		481
181 Longevity	1,151	1,174		1,197
Total Personal Services	64,963	68,644	0	72,177
220 Office Equipment	708	0		0
240 Other Equipment	0	0		750
Total Equipment	708	0		750
403 Office Supplies	109	150		150
406 Travel and Conference	0	0		0
407 Special Services/Programs*	50,000	52,000		50,000
415 Schooling	60	500		200
418 Telephone	693	660		636
428 Legal Notices	305	400		400
430 Printing & Stationary	0	0		0
433 Memberships & Dues	375	375		375
4406 Master Plan Update	21,368	0		0
Total Contractual	72,910	54,085	0	51,761
Total Planning Board	138,581	122,729	0	124,688

*Town Planner

Department	2015 BUDGET			Adopted Budget 2015
	Actual 2013	Budget 2014	Year End Est. 2014	
Cable TV Research				
1-8030				
407 Special Service/Programs	0	0		0
444 Cable TV	0	0		0
Total Cable TV Research	0	0	0	0
Tree Removal/Replacement				
1-8560				
407 Special Service/Programs	0	0		0
484 New Plantings/Replacement		0		0
485 Tree-Removal	0	0		0
Total Contractual	0	0	0	0
Total Tree Removal/Replacement	0	0	0	0

Department	2015 BUDGET			Adopted Budget 2015
	Actual 2013	Budget 2014	Year End Est. 2014	
Employee Benefits				
1-9000				
804 Payment of MTA Payroll Tax	27,246	28,080		28,904
810 NYS Retirement	1,585,498	1,125,948		1,125,948
830 Social Security	511,967	512,040		527,081
835 Medicare	121,374	119,751		123,269
840 Workers Compensation	489,517	470,000		350,000
845 Life Insurance	4,707	6,000		8,500
850 Un-employment Insurance	7,384	15,000		10,000
855 Disability	8,326	9,500		9,500
860 Major Medical	2,972,607	3,086,000		3,086,000
861 Medicare Reimbursements	93,578	95,000		105,000
865 Health Insurance Buy out	52,439	57,568		60,450
870 Dental Plan	101,415	108,500		108,500
875 Vision/Extra CSEA Benefit	23,667	29,000		29,000
880 Welfare Benefits	24,463	28,000		28,000
Total Benefits	6,024,188	5,690,387	0	5,600,153
Total Employee Benefits	6,024,188	5,690,387	0	5,600,153
TOTAL TOWN FUND 1	36,118,031	36,669,587	0	37,428,871

		2015 BUDGET			Adopted
TOWN FUND 2		Actual	Budget	Year End Est.	Budget
Department		2013	2014	2014	2015
Public Library					
2-7410					
102	Salaries	825,697	855,248		865,786
120	Overtime	28,069	25,000		25,500
124	Comp Time Earned/Payout	0	0		0
130	Part-Time Salaries	86,427	103,760		122,946
151	Sick Incentive Payout	857	1,404		910
181	Longevity	16,762	15,966		17,958
182	Salaries- Vac & Ret.	10,154	0		0
185	Incentive Pay	0	0		0
	Total Personal Services	967,966	1,001,378	0	1,033,100
240	Other Equipment	0	0		0
401	Building Maintenance and Supplies	18,456	13,833		18,633
402	Equipment Maintenance and Repairs	1,146	3,996		4,000
403	Office Supplies	10,553	10,465		12,000
406	Travel /Conference/Continuing Education	2,000	1,500		2,800
407	Special Services /Programs	5,162	10,650		16,150
408	Special Consultant	0	0		25,000
417	Postage	322	350		350
418	Telephone	3,436	3,600		3,600
420	PASNY (Electric)	26,223	26,000		26,000
421	Water/Utility	1,024	1,000		1,000
422	Gas Heat	13,562	14,000		14,000
433	Memberships & Dues	280	280		538
436	Insurance Premiums	19,358	21,200		21,200
451	Books, Serials, Periodicals	79,630	93,000		100,000
453	Audio Visual Materials	23,562	21,750		25,000
475	Westchester Library System	76,498	71,234		72,484
480	Exterminating	611	1,128		1,128
490	Contingent	0	32,232		80,000
	Total Contractual	281,823	326,218	0	423,883
804	Payment of MTA Payroll Tax	3,213	3,405		3,513
810	NYS Retirement	184,259	232,301		178,936
830	Social Security	58,486	62,085		64,052
835	Medicare	13,678	14,520		14,980
840	Workers Compensation	23,135	14,876		10,000
845	Life Insurance	2,795	4,000		2,500
850	Un-employment Insurance	0	400		0
855	Disability	1,186	1,700		1,700
860	Major Medical	613,284	676,523		630,000
861	Medicare Reimbursements	25,960	28,000		28,000
865	Health Insurance Buy Out	0	0		0
870	Dental Plan	20,349	22,000		18,000
875	Vision/Extra CSEA Benefit	4,552	7,500		7,000
	Total Benefits	950,897	1,067,310	0	958,681
Total Public Library/Fund 2		2,200,686	2,394,906	0	2,415,664

		2015 BUDGET		Year End Est.	Adopted Budget
TOWN FUND 3		Actual	Budget	2014	2015
Department		2013	2014		
Highway Category #1-Roads					
3-5110					
102	Salaries	1,817,499	1,881,328		1,861,766
120	Overtime	87,745	60,000		60,000
130	Part-Time Salaries	0	25,000		25,000
131	Part-Time Administration	0	0		0
151	Sick Incentive Payout	5,831	4,750		4,125
181	Longevity	29,581	36,080		33,454
182	Salaries Vac & Ret	0	0		0
183	Salaries - Out of Title	51,350	50,000		45,000
185	Incentive Pay	0	0		0
	Total Personal Services	1,992,006	2,057,158	0	2,029,345
220	Office Equipment	0	0		0
240	Other Equipment	5,387	3,500		3,500
	Total Equipment	5,387	3,500	0	3,500
406	Travel/Conference/Continuing Education	31	240		240
407	Special Services/Programs	6,060	3,700		3,700
410	Materials & Supplies	99,678	95,000		105,000
415	Schooling	0	0		0
416	Rentals	21,209	40,000		54,000
418	Telephone	15,019	15,430		16,420
423	Uniforms/Shoe/Tool Allow	21,992	20,400		19,800
427	Auditor	0	0		0
436	Insurance Premiums	101,526	97,403		120,000
437	Street Signs	1,417	3,000		3,000
444	Cable TV	20	100		100
470	Gasoline	23,272	24,600		30,720
472	Diesel Fuel	140,566	135,000		158,480
476	Software Maintenance	0	0		0
479	Auto Body	2,444	0		0
480	Exterminating	285	1,000		1,000
487	Fencing	0	0		0
488	Nike/DOT Leaf Removal	157,264	161,150		161,150
490	Contingency	0	4,500		0
	Total Contractual	590,783	601,523	0	673,610
804	Payment of MTA Payroll Tax	7,945	8,446		8,532
810	NYS Retirement	437,967	468,205		336,863
830	Social Security	145,155	154,020		155,577
835	Medicare	33,948	36,021		36,385
840	Workers Compensation	232,453	300,000		300,000
841	Meal Allowance	9,880	9,000		9,500
845	Life Insurance	3,042	3,600		3,100
850	Un-employment Insurance	5,480	10,000		21,000
855	Disability	2,409	2,582		2,582
860	Major Medical	770,573	770,573		775,000
861	Medicare Reimbursements	19,351	21,000		21,000
865	Health Insurance Buyout	5,771	6,108		7,000
870	Dental Plan	7,003	7,336		7,336
875	Vision/Extra CSEA Benefit	1,475	1,900		1,900
880	Welfare Benefits	22,088	24,600		24,600
	Total Benefits	1,704,540	1,823,391	0	1,710,375
Total Highway #1 - Roads		4,292,716	4,485,572	0	4,416,830

Department	2015 BUDGET			Year End Est. 2014	Adopted Budget 2015
	Actual 2013	Budget 2014			
Highway Category #2-Bridges					
3-5120					
410 Materials & Supplies	0	500			500
Total Contractual	0	500		0	500
Total Highway #2 - Bridges	0	500		0	500
Highway Category #3-Machinery					
3-5130					
240 Other Equipment	5,978	10,000			10,000
Total Equipment	5,978	10,000		0	10,000
402 Equipment Maintenance and Repairs	266,879	250,000			265,000
410 Materials & Supplies	3,005	3,000			3,000
479 Auto Body Work	0	0			0
Total Contractual	269,884	253,000		0	268,000
Total Highway #3-Machinery	275,862	263,000		0	278,000

Department	2015 BUDGET		Year End Est. 2014	Adopted Budget 2015
	Actual 2013	Budget 2014		
Highway Category #4-Snow, Misc. 3-5142				
102 Salaries	133,015	143,966		146,845
120 Overtime	198,262	200,000		250,000
130 Part-Time Salaries	208	0		0
140 Part-Time Summer Salaries	0	0		0
151 Sick Incentive Payout	250	250		250
171 Sal, Brooks, Weeds and Trees	0	0		0
172 Sal.-Leaf Pick-up	78,539	80,000		80,000
181 Longevity	2,168	2,816		2,873
183 Salaries -Out- Of- Title	0	0		0
Total Personal Services	412,442	427,032	0	479,968
410 Materials & Supplies	257,595	300,000		381,000
Total Contractual	257,595	300,000	0	381,000
Total Highway #4-Snow, Misc.	670,037	727,032	0	860,968
Total Highway - Fund 3	5,238,615	5,476,104	0	5,556,298
TOTAL TOWN FUNDS 1, 2, 3	43,557,332	44,540,597	0	45,400,833

VILLAGE FUND 5 Department	2015 BUDGET			Adopted Budget 2015
	Actual 2013	Budget 2014	Year End Est. 2014	
Mayor 5-1210				
403 Office Supplies	0	0		0
406 Travel /Conference/Continuing Education	0	0		0
433 Memberships & Dues	0	0		0
Total Contractual	0	0	0	0
Total Mayor	0	0	0	0
 Audit & Accounting 5-1320				
407 Special Services/Programs	19,775	20,335		20,965
Total Contractual	19,775	20,335	0	20,965
Total Audit & Accounting	19,775	20,335	0	20,965

2015
BUDGET

Department Law 5-1420	Actual 2013	Budget 2014	Year End Est. 2014	Adopted Budget 2015
102 Salaries	102,551	111,492		122,489
Total Personal Services	102,551	111,492	0	122,489
403 Office Supplies	0	750		750
406 Travel /Conference/Continuing Education	0	0		0
407 Special Service/Programs	12,692	0		0
Total Contractual	12,692	750	0	750
Total Law	115,243	112,242	0	123,239
Special Items				
5-1900				
4407 Special Services	1,440	1,500		1,500
4409 Storm Management Plan	630	0		0
4412 Bond & Notes Issued	13,519	6,200		6,200
4436 Insurance Premiums	58,722	111,337		115,000
4440 Real Prop.Taxes	102,288	110,000		110,000
4461 Judgments & Claims	985,568	300,000		465,639
4490 Contingent	0	0		0
4491 Deficit Reduction	0	0		0
Total Items	1,162,167	529,037	0	698,339
Total Special Items	1,162,167	529,037	0	698,339
Celebration				
5-7550				
410 Materials & Supplies	0	0	0	0
Total Celebration	0	0	0	0

Department	2015 BUDGET			Adopted Budget 2015
	Actual 2013	Budget 2014	Year End Est. 2014	
Sanitation				
5-8160				
102 Salaries	2,176,196	2,276,815		2,284,579
120 Overtime	9,633	4,500		4,000
130 Part-Time Salaries	60,577	55,000		55,000
151 Sick Incentive Payout	6,539	6,000		6,838
181 Longevity	38,914	44,882		44,108
182 Salaries-Vac & Ret	18,017	0		0
183 Salaries - Out of Title	18,195	25,000		20,000
185 Incentive Pay	0	0		0
Total Personal Services	2,328,071	2,412,197	0	2,414,525
402 Equipment Maintenance & Repairs	136,999	110,000		110,000
406 Travel/Conference/Continuing Education	0	0		0
407 Special Service/Programs	1,249	3,000		2,500
410 Materials & Supplies	3,704	3,000		3,000
414 Dumping/Refuse	301,333	330,000		330,000
416 Rentals	0	15,000		15,000
418 Telephone	3,906	3,900		3,500
423 Uniforms/Shoe/Tool Allow	19,207	21,150		20,550
459 Recycling	4,092	5,000		5,000
470 Gasoline	-2,801	7,000		4,800
472 Diesel Fuel	121,580	145,000		149,760
479 Auto Body Work	0	0		0
Total Contractual	589,269	643,050	0	644,110
Total Sanitation	2,917,340	3,055,247	0	3,058,635

Department	2015 BUDGET			Adopted Budget 2015
	Actual 2013	Budget 2014	Year End Est. 2014	
Employee Benefits				
5-9000				
804 Payment of MTA Payroll Tax	7,858	8,581		8,626
810 NYS Retirement	489,617	501,900		485,517
830 Social Security	146,009	156,469		157,295
835 Medicare	34,147	36,593		36,787
840 Workers Compensation	658,726	550,000		550,000
845 Life Insurance	3,138	3,600		3,600
850 Un-Employment Insurance	3,767	15,000		15,000
855 Disability	2,768	3,171		3,171
860 Major Medical	1,419,309	1,430,000		1,450,000
861 Medicare Reimbursements	48,353	52,000		54,000
865 Health Insurance Buy Out	5,771	6,108		0
870 Dental Plan	5,383	7,000		7,000
875 Vision/Extra CSEA Benefit	1,077	3,000		3,000
880 Welfare Benefits	27,313	29,000		29,000
Total Benefits	2,853,236	2,802,422	0	2,802,996
Total Employee Benefits	2,853,236	2,802,422	0	2,802,996
Transfer To Other Funds				
5-9501 + 5-9730				
603 Bond Anticipation Note Principal	0	0		0
703 Bond Anticipation Note Interest	0	0		0
906 Transfer to Capital	0	0		0
907 Transfer to Debt Service	6,004,548	5,936,195		5,954,654
911 Fire District # 2	0	0		0
913 Sewer Maintenance	0	0		0
Total Transfer to Other Funds	6,004,548	5,936,195	0	5,954,654

Department	2015 BUDGET			Adopted Budget 2015
	Actual 2013	Budget 2014	Year End Est. 2014	
TOTAL VILLAGE FUND	13,072,309	12,455,477	0	12,658,828
TOTAL TOWN & VILLAGE	56,629,641	56,996,074	0	58,059,661

Department	2015 BUDGET			Adopted Budget 2015
	Actual 2013	Budget 2014	Year End Est. 2014	
Debt Service Fund 7-9710				
601 Principal on Serial Bonds	5,802,335	5,530,000		5,403,063
Total Bond Redemption	5,802,335	5,530,000	0	5,403,063
701 Interest on Serial Bonds	2,039,434	2,211,157		2,140,974
Total Interest	2,039,434	2,211,157	0	2,140,974
Total Debt Service Fund	7,841,769	7,741,157	0	7,544,037
	PRINCIPAL	INTEREST		TOTAL
Village	4,239,553	1,722,101		5,961,654
Water #2	915,746	331,682		1,247,428
Fire #1	60,000	13,983		73,983
Fire #2	15,000	2,873		17,873
Sewer Maintenance Dist.	84,130	36,206		120,336
Special Assessment	88,634	34,129		122,763
	5,403,063	2,140,974		7,544,037
	UNEXPENDED BALANCES USED FOR DEBT SER.PMT.		TRANSFER FROM FUNDS TO DEBT SERVICE	
*Village	0	Village	5,954,654	
Sewer Mtce.	10,000	Water 2	1,197,428	
Fire #1	0	Fire #1	73,983	
Water Dist #2	50,000	Fire#2	17,873	
Plymouth Rd Sewer	0	SewerMtce.	110,336	
Pleasant Ridge Rd #1	0	Spec.Assess.	102,863	7,457,137
Pleasant Ridge Rd #2	0			
Woods End Sewer District	18,000			
Century Trail Sewer District	1,900			
Pleasant Ridge Rd#5	0			
Old Well Rd Sewer	0			
Old Lyme	0			
Total unexpended balances	79,900			79,900
				7,000
TOTAL DEBT SERVICE FUND				7,544,037

Department	2015 BUDGET			Adopted Budget 2015
	Actual 2013	Budget 2014	Year End Est. 2014	
Fire Protection District #1 10-3410				
4461 Judgment & Claims	2,691	15,000		13,200
Total Claims	2,691	15,000	0	13,200
130 Part Time Salaries	12,276	14,100		14,500
Total Personal Services	12,276	14,100	0	14,500
210 Furniture and Furnishing	4,758	0		0
220 Office Equipment	0	0		0
230 Motor Vehicles	0	0		55,000
240 Other Equipment	99,303	61,000		50,050
250 Equipment-Fixed Assets	0	19,250		6,500
Total Equipment	104,061	80,250	0	111,550
401 Bldg.Mtce,& Supplies	46,965	13,000		23,100
402 Equip.Mtce. & Repairs	56,830	74,000		73,500
403 Office Supplies	160	1,000		1,000
406 Travel/Conference/Continuing Education	8,063	7,950		7,850
407 Special Services/Programs	17,219	19,000		19,000
409 Computer Exp/Ser/Training	396	7,500		9,500
410 Materials and Supplies	4,055	5,500		5,000
415 Schooling	16,564	16,575		12,000
416 Rentals	63,151	69,784		65,000
417 Postage	137	300		325
418 Telephone	3,369	4,250		3,500
420 PASNY (electric)	11,962	14,000		16,000
421 Water/Utility	2,440	2,600		2,600
422 Gas Heat	7,486	14,500		10,000
423 Uniforms/Shoe/Tool Allow	6,192	6,850		6,500
424 Awards & Plaques	5,872	2,250		2,500
427 Auditor	4,500	4,500		4,500
428 Legal Notices	0	200		200
430 Printing & Stationary	0	1,150		700
433 Memberships & Dues	1,023	1,400		1,000
436 Insurance Premiums	109,803	115,000		115,000
440 Taxes - Property	2,385	2,700		2,700
443 Radio Alarm Siren Maint.	561	11,800		6,400
444 Cable TV	464	1,000		1,000
445 Books & Publications	629	1,000		1,000
457 Review & Inspection	26,624	25,750		25,500
470 Gasoline	7,795	6,500		5,500
472 Diesel Fuel	3,751	4,000		4,000
476 Software Maintance	10,822	3,500		7,000
479 Auto Body Work	0	0		0
Total Contractual	419,218	437,559	0	431,875
Subtotal Fire Protect. Dist. #1	538,246	546,909	0	571,125

2015
BUDGET

	Actual 2,013	Budget 2014	Year End Est 2014	Adopted Budget 2015
Fire Protection District #1				
10-3410				
804 Payment of MTA Payroll Tax	39	48		49
810 NYS Retirement	2,139	3,072		0
825 Local Pension Fund Employee Benefit	131,529	140,000		140,000
830 Social Security	737	874		899
835 Medicare	172	204		210
850 Un-employment Insurance	0	0		0
840 Workmen's Compensation	8,456	20,000		15,000
Total Benefits	143,072	164,199	0	156,158
906 Transfer to Capital/Apparatus	40,000	75,000		75,000
906 Transfer to Capital/Buildings	35,000	25,000		25,000
907 Transfer to Debt Service	80,308	77,145		73,983
Total Transfer	155,308	177,145	0	173,983
Total Fire Protect. Dist. #1	836,626	888,253	0	901,266
Revenues:				
1001 Real Property Taxes	840,041	853,053		865,866
1541 Fire Protection Fees	34,195	34,300		34,500
2401 Interest Earnings	960	900		900
2680 Insurance of Recoveries	0	0		0
3018 Miscellaneous State Aid	0	0		0
4091 Miscellaneous Federal Aid	0	0		0
Total Revenues	875,196	888,253	0	901,266

Department	2015 BUDGET			Adopted Budget 2015
	Actual 2013	Budget 2014	Year End Est. 2014	
Fire Protection District #2				
11-3411				
4461 Judgements & Claims	140,006	27,000		27,000
102 Salaries	1,345,979	1,328,568		1,425,896
120 Overtime Salaries	188,859	200,000		200,000
151 Sick Incentive Payout	10,000	11,000		13,750
152 Salaries - Holidays	108,239	105,689		113,529
181 Longevity	47,925	50,000		50,600
182 Salaries-Vac & Ret	159,669	158,534		170,294
185 Incentive Pay	0	0		0
Total Personal Services	1,860,671	1,853,791	0	1,974,069
210 Furniture & Furnishings	11,035	0		1,800
220 Office Equipment	1,738	0		0
230 Motor Vehicles	0	0		50,000
240 Other Equipment	84,039	32,750		27,525
250 Equipment Fixed-Assets	0	0		0
Total Equipment	96,812	32,750	0	79,325
401 Building Maintenance & Supplies	35,387	10,000		20,000
402 Equipment Maintenance & Repairs	75,228	67,800		72,575
403 Office Supplies	966	500		400
404 Fuel	11,378	9,000		9,000
406 Travel/Conference/Continuing Education	0	4,000		4,000
407 Special Services/Programs	630	1,800		2,000
409 Computer Exp/Ser/Training	3,850	1,500		1,500
410 Materials & Supplies	2,757	3,000		2,500
415 Schooling	0	6,750		12,300
416 Rentals	106,335	112,000		107,000
417 Postage	512	500		500
418 Telephone	2,037	4,000		2,500
420 PASNY (electric)	16,717	17,500		20,700
421 Water/Utility	2,481	2,700		3,100
422 Gas Heat	6,247	8,000		8,000
423 Uniforms/Shoe/Tool Allow	29,248	10,000		13,300
424 Awards & Plaques	550	1,000		1,250
427 Auditor	2,000	2,000		2,000
428 Legal Notices	0	0		500
430 Printing & Stationary	144	500		500
433 Memberships & Dues	200	1,000		800
436 Insurance Premiums	79,403	88,500		88,500
439 Referendum	0	0		3,000
443 Radio Alarm Siren Maint.	0	2,500		2,000
444 Cable Television	685	1,000		1,000
445 Books & Publications	744	1,000		750
457 Review & Inspection	10,000	15,000		13,000
470 Gasoline	14,056	12,000		12,000
472 Diesel Fuel	5,578	10,000		9,000
476 Software Maintenance	3,899	4,000		4,000
479 Auto Body Work	4,038	0		0
490 Contingency	0	45,000		0
Total Contractual	415,070	442,550	0	417,675

Department	2015 BUDGET			Adopted Budget 2015
	Actual 2013	Budget 2014	Year End Est. 2014	
Fire Protection District #2				
11-3411				
804 Payment of MTA Payroll Tax	6,211	6,303		6,712
810 NYS Retirement	464,054	514,118		485,000
830 Social Security	97,946	114,935		122,392
835 Medicare	26,185	26,880		28,624
840 Workmen's Compensation	133,513	180,000		140,000
845 Life Insurance	2,824	4,200		2,100
860 Major Medical	675,372	700,000		700,000
861 Medicare Reimbursements	22,024	23,000		24,000
870 Dental Plan	24,167	27,000		29,000
875 Vision/Extra CSEA Benefit	5,021	6,000		5,500
896 Local Firemen's Pension	0	0		0
Total Benefits	1,457,317	1,602,435	0	1,543,328
906 Transfer to Capital	100,000	50,000		50,000
907 Transfer to Debt Service	19,298	18,585		17,873
Total Transfer	119,298	68,585	0	67,873
Total Fire Protect. Dist. #2	4,089,174	4,027,112	0	4,109,270
Revenues:				
1001 Real Property Taxes	3,925,595	3,990,376		4,052,534
1541 Fire Protection Fees	1,936	1,936		1,936
2401 Interest Earnings	2,766	3,000		3,000
2665 Sale of Equipment	0	0		20,000
2680 Insurance Recoveries	849	0		0
2701 Refund of Prior Year	63,903	30,000		30,000
2713 Vision Reimbursement	0	0		0
2717 Dental Reimbursement	1,747	1,800		1,800
2770 Miscellaneous	0	0		0
3018 Miscellaneous State Aid	0	0		0
4091 Miscellaneous Federal Aid	89,913	0		0
5999 Appropriated Fund Balance	0	0		0
Total Revenues	4,086,709	4,027,112	0	4,109,270

2015
BUDGET

Water Supply District #2
12-8311

	Actual 2013	Budget 2014	Year End Est. 2014	Adopted Budget 2015
407 Special Service/Programs	0	200,000		200,000
419 Electric & Gas/Con Edison	1,961	2,000		2,000
420 PASNY (Electric)	0	0		0
440 Taxes - Real Property	948	2,700		2,700
455 Plant Extension	36	60,000		60,000
497 Int. Exp to other Funds	0	0		0
840 Workers Compensation	0	700		700
860 Major Medical	37,035	40,000		40,000
861 Medicare Reimbursement	1,259	1,400		1,400
4491 Deficit Reduction	0	0		0
Total Contractual	41,239	306,800	0	306,800
4451- Cost of Bond Issuance	0	1,000		1,000
Total Items	0	1,000	0	1,000
603 Bond Anticipation Note Principal	0	0		0
703 Bond Anticipation Note Interest	0	0	0	0
Total Items	0	0	0	0
906 Transfer to Capital	0	0		0
907 Transfer to Debt Service	1,163,480	1,153,981		1,197,428
Total Debt Service	1,163,480	1,153,981	0	1,197,428
Total Water Supply Dist. #2	1,204,719	1,461,781	0	1,505,228
REVENUE for Water District #2				
1001 Real Property Taxes	28,246	161,561		160,494
2140 Meter Water Sales	0	0		0
2141 WJWW Dist. of Earnings	2,347,991	1,300,220		1,344,734
2401 Interest and Earnings	200	0		0
Total Revenues - Fund Water District #2	2,376,437	1,461,781	0	1,505,228

2015
BUDGET

Sewer Maintenance District

13-8120	Actual 2013	Budget 2014	Year End Est. 2014	Adopted Budget 2015
102 Salaries	212,384	224,074		230,236
120 Overtime Salaries	55,436	40,000		40,000
151 Sick Incentive Payout	500	750		125
181 Longevity	3,741	3,872		3,950
182 Salaries-Vac & Ret.	0	0		0
Total Personal Services	272,061	268,696	0	274,311
240 Other Equipment	0	1,000		1,000
250 Equipment Fixed Assets	0	0		0
Total Equipment	0	1,000	0	1,000
402 Equipment Maintenance & Repairs	17,853	15,000		25,000
407 Special Services /Programs	180	300		300
410 Materials & Supplies	4,997	7,000		5,000
418 Telephone	3,222	4,000		3,300
419 Electric & Gas/Con Edison	16,316	17,000		17,000
420 PASNY (electric)	7,641	9,000		9,000
421 Water Utilities	219	300		700
422 Gas Heat	0	0		0
423 Uniforms/Shoe/Tool Allow	0	0		0
436 Insurance Premiums	35,439	34,000		34,000
440 Taxes-Property	178	250		250
480 Exterminating	3,455	3,465		3,465
490 Contingency	0	900		0
461 Judgment and Claims	56,030	0		0
499 Maintenance of System	28,138	57,000		55,000
Total Contractual	173,668	148,215	0	153,015

Sewer Maintenance District (cont.)

13-8120

804 Payment of MTA Payroll Tax	553	914		933
810 NYS Retirement	63,462	78,691		54,625
830 Social Security	17,236	16,659		17,007
835 Medicare	4,031	3,896		3,978
840 Workmen's Compensation	4,285	32,000		7,000
845 Life Insurance	2,623	3,655		1,000
855 Disability	216	365		365
860 Major Medical	70,492	74,601		75,000
870 Dental	0	0		0
875 Vision/Extra CSEA Benefit	0	0		0
880 Welfare Benefits	2,375	2,600		2,600
Total Benefits	165,273	213,381	0	162,508
603 Bond Anticipation Note Principal	0	0		0
703 Bond Anticipation Note Interest	0	0		0
906 Transfer to Capital	0	0		0
907 Transfer to Debt Service	53,264	59,413		110,336
Total Transfer	53,264	59,413	0	110,336
Total Sewer Maintenance Dist.	664,266	690,705	0	701,170

(Continued on next page)

2015
BUDGET

Sewer Maintenance District REVENUE (Cont.)

1001 Real Property Taxes	635,516	636,105		645,570
2401 Interest & Earnings	441	600		600
2701 Refund of Prior Year Exp	127	0		0
2770 Miscellaneous	0	0		0
4091 Miscellaneous Federal Aid	24,642	0		0
5999 Appropriated Fund Balance*	0	54,000		55,000
Total Sewer Maint. District	660,726	690,705	0	701,170

2015
BUDGET

Department	Actual	Budget	Year End Est.	Adopted
Fire District #3	2013	2014	2014	Budget
14-3412				2015
407 Special Services/Programs	25,685	25,685		25,685
416 Rentals	5,940	6,588		6,588
4461 Judgment & Claims	42	0		0
5999 Appropriated Fund Balance	0	0		0
Total Fire District #3	31,667	32,273	0	32,273
Fire District #5				
15-3413				
407 Special Services/Programs	34,195	34,300		34,500
4461 Judgment and Claims	158	0		0
5999 Appropriated Fund Balance	0	0		0
Total Fire District #5	34,353	34,300	0	34,500

2015
BUDGET

Department	Actual	Budget	Year End Est.	Adopted
Sewer District #1	2013	2014	2014	Budget
20-9501				2015
907 Transfer to Debt Service	2,559	0		0
Appropriated Fund Balance	0	0		0
Total Sewer District #1	2,559	0	0	0

2015
BUDGET

Department	Actual 2013	Budget 2014	Year End Est. 2014	Adopted Budget 2015
Plymouth Road Sewer				
32-9501				
907 Transfer to Debt Service	3,339	3,177		2,887
Appropriated Fund Balance	0	0		0
Total Plymouth Road Sewer	3,339	3,177	0	2,887
Pleasant Ridge Road Sewer 1				
33-9501				
907 Transfer to Debt Service	3,242	3,141		2,741
Appropriated Fund Balance	0	0		0
Total Pleasant Ridge Road Sewer	3,242	3,141	0	2,741
Pleasant Ridge Road Sewer 2				
34-9501				
907 Transfer to Debt Service	8,707	4,157		4,015
Appropriated Fund Balance	0	0		0
Total Pleasant Ridge Road Sewer 2	8,707	4,157	0	4,015
Old Well Road Sewer				
37-9501				
907 Transfer to Debt Service	27,662	24,609		28,151
Appropriated Fund Balance	0	0		0
Total Old Well Road Sewer	27,662	24,609	0	28,151
Pleasant Ridge Road Sewer #5				
38-9501				
907 Transfer to Debt Service	7,165	4,960		4,964
Appropriated Fund Balance	0	0		0
Total Pleasant Ridge Road Sewer #5	7,165	4,960	0	4,964
Old Lyme Road Sewer				
39-9501				
907 Transfer to Debt Service	12,031	13,296		0
Total Old Lyme Road Sewer	12,031	13,296	0	0

2015
BUDGET

Department	Actual 2013	Budget 2014	Year End Est. 2014	Adopted Budget 2015
Meadow Lane Drainage Area				
41-9501				
603- Bond Anticipation Notes-Principal	0	0		0
703 Bond Anticipation Notes-Interest	0	0		0
906 Transfer to Capital	0	0		0
907 Transfer to Debt Service	21,358	31,413		31,315
Appropriated Fund Balance	0	0		0
Total Meadow Lane Drainage Area	21,358	31,413	0	31,315
Woods End Sewer District				
42-9730				
603- Bond Anticipation Notes-Principal	0	0		0
703- Bond Anticipation Notes-Interest	0	0		0
907 Transfer to Debt Service	14,085	11,292		15,071
Appropriated Fund Balance	0	0		0
4451- Cost of Bond Insurance	0	0		0
Total Woods End Sewer District	14,085	11,292	0	15,071
Century Trail Sewer Extension				
43-9730				
4451 Cost of Bond Issuance	0	0		0
603-Bond Anticipation Notes-Principal	0	0		0
703-Bond Anticipation Notes-Interest	0	0		0
907 Transfer to Debt Service	4,246	5,542		7,288
Appropriated Fund Balance	0	0		500
Total Century Trail Sewer Extension	4,246	5,542	0	6,788
Pilgrim Road Drainage District				
44-9501				
907 Transfer to Debt Service	6,097	6,117		6,136
Total Pilgrim Road Drainage District	6,097	6,117	0	6,136